

1 PETER J. ELIASBERG (189110)  
2 peliasberg@aclusocal.org  
3 MELISSA CAMACHO (264024)  
4 mcamacho@aclusocal.org  
5 **ACLU FOUNDATION OF**  
6 **SOUTHERN CALIFORNIA**  
7 1313 W. 8th Street  
8 Los Angeles, CA 90017  
9 Phone: (213) 977-9500  
10 Fax: (213) 977-5299

11 CORENE T. KENDRICK (226642)  
12 ckendrick@aclu.org  
13 MARISOL DOMINGUEZ-RUIZ  
14 (345416)  
15 mdominguez-ruiz@aclu.org  
16 **ACLU NATIONAL PRISON**  
17 **PROJECT**  
18 39 Drumm St.  
19 San Francisco, CA 94111  
20 Phone: (202) 393-4930  
21 Fax: (202) 393-4931

22 *Attorneys for Plaintiffs*

DAVID C. FATHI (*pro hac vice*)\*  
dfathi@aclu.org  
**ACLU NATIONAL PRISON**  
**PROJECT**  
915 15th St., NW  
Washington, D.C. 20005  
Phone: (202) 393-4930  
Fax: (202) 393-4931

\*Not admitted in D.C., practice limited to federal courts

23 **UNITED STATES DISTRICT COURT**  
24 **FOR THE CENTRAL DISTRICT OF CALIFORNIA**

25 DENNIS RUTHERFORD,

26 *Plaintiff,*

27 v.

28 ROBERT LUNA, Sheriff of Los  
Angeles County, in his official  
capacity, and COUNTY OF LOS  
ANGELES

*Defendants.*

No. 75-CV-04111-DDP

**DECLARATION OF MELISSA  
CAMACHO IN SUPPORT OF  
PLAINTIFFS' REPLY IN  
SUPPORT OF MOTION FOR  
ORDER TO SHOW CAUSE RE  
CONTEMPT**

1  
2  
3  
4  
5  
6  
7  
8  
9  
10  
11  
12  
13  
14  
15  
16  
17  
18  
19  
20  
21  
22  
23  
24  
25  
26  
27  
28

**Declaration of Melissa L. Camacho**

I, Melissa L. Camacho, hereby declare:

1. I make this declaration based on my own personal knowledge and if called to testify I could and would do so competently as follows:

2. I am a Senior Staff Attorney at the ACLU Foundation of Southern California (ACLU SoCal) and am admitted to practice law in the State of California and before this Court. I am one of the lawyers who represent the plaintiff class in this action.

3. I receive three daily reports by email from staff in the Los Angeles Sheriff’s Department (LASD) Population Management Bureau. This report is called the “IRC Over 24 Hours Report” (hereafter “24-Hour Report”). I receive the report once per shift. The Early Morning (EM) shift report is generally sent around 3:00 am. The AM shift report is generally sent before 1:00 pm, and the PM shift report is sent around 8:00 pm.

4. The 24-Hour Report purports to show people are in the IRC and have been processing for over 24 hours. The 24-hour clock, however, does not run the entire time a person spends processing through the IRC. If a person is taken to an IRC overflow area within Men’s Central Jail (e.g., MCJ 6050) or taken to IRC 231 for a very temporary stay (generally between 8 and 12 hours), the 24-hour clock stops and restarts again from zero when the person returns to the IRC Clinic or an IRC holding cell. While the 24-Hour reports have, since February 23, 2023, included the total number of people in IRC Overflow, the reports do not count those people in the total number held in IRC over 24 hours.

5. Attached to this Declaration as Exhibits A through C are true and correct copies of the IRC 24-Hour Reports for the following dates and shifts: February 9, 2023 PM shift (Exhibit A), March 22, 2023 PM shift (Exhibit B), March 16, 2023 AM shift (Exhibit C). Classification codes and contact information are redacted for privacy.

1           6.     I asked Dylan Ford, defense counsel, and Sergeant Ralph Feroli, who  
2 works with the Population Management Bureau, for the Inmate Total Movement  
3 History (hereafter Movement History) for each of the people who were reported as  
4 being in the IRC longer than 24 hours on the February 9, 2023 PM shift and the  
5 March 16, 2023 AM shift.

6           7.     A Movement History shows each time an individual is moved from  
7 one are of the jails to another, including different locations within and outside of  
8 IRC.

9           8.     I received a pdf containing the Movement History for the 37 people  
10 on the 24-Hour report for the February 9, 2023 PM shift from Dylan Ford via  
11 email on March 17, 2023.

12          9.     I received a pdf containing the Movement History for the 12 people  
13 on the 24-Hour report for the March 22, 2023 PM shift from Dylan Ford via email  
14 on Wednesday, March 29, 2023.

15          10.    Attached hereto as Exhibits D and E are tables showing information  
16 for those held in the IRC over 24-Hours as indicated on the February 9, 2023 PM  
17 shift 24-Hour Report (Exhibit D) and the March 22, 2023 PM shift 24-Hour Report  
18 (Exhibit E). These tables include the booking number for each person, when they  
19 entered the IRC, when they left the IRC for permanent housing or for a semi-  
20 permanent bed in IRC 231 (defined for the purposes of this table only as a stay in  
21 IRC 231 for over 12 hours), the total length of time they spent processing through  
22 the IRC, and the type of permanent housing placement they received.

23          11.    The table is submitted pursuant to Federal Rule of Evidence 1006 and  
24 was prepared in the following manner. I entered relevant information for each  
25 person from the Movement History pdfs into an excel spreadsheet. Together with  
26 an ACLU SoCal intern working at my direction, we recorded the time each person  
27 entered the IRC Booking Front and the time the person was moved to a permanent  
28 housing location or a semi-permanent placement in IRC 231 (as opposed to a

1 nurse's visit in IRC 231).

2 12. The Movement History also contains "pass" information, indicating  
3 whether a person is going to GP (General Population) housing, MOH (Medium  
4 Observation Housing), or HOH (High Observation Housing). Often GP housing is  
5 specialty housing, for example, the K6G housing for Gay, Bi, or Transgender  
6 people in MCJ is on the 9000 floor of MCJ but designated "GP." In the column  
7 labeled "Housing Type," I entered whether a person was placed in GP/Specialty  
8 Housing, MOH, or HOH housing. For people who were released before receiving  
9 any permanent housing placement I entered "n/a – Released."

10 13. Exhibit D shows the following:

- 11 a. The 37 people who were on the 24-Hour Report for the  
12 February 9, 2023 AM shift remained in the IRC between 30 and  
13 75 hours.
- 14 b. Of the 37 people on the list, 18 ultimately stayed in the IRC for  
15 over 48 hours.
- 16 c. The vast majority of the 37 people were ultimately placed in  
17 GP/Specialty Housing: 25 out of 37.
- 18 d. Five people were placed in MOH housing.
- 19 e. Four people were placed in HOH housing.
- 20 f. Three people were released without ever receiving permanent  
21 housing. These three people were processing through the IRC  
22 (with a break for court) for 47:58 hours, 49:20 hours, and 62:08  
23 hours.

24 14. Exhibit E shows the following:

- 25 a. The 12 people who were on the 24-Hour Report for the March  
26 22, 2023 PM shift remained in the IRC between 24:45 and  
27 31:32 hours.
- 28 b. Six of the 12 people were ultimately placed in GP/Specialty

- 1                   Housing.
- 2                   c. Three people were placed in MOH housing.
- 3                   d. Two people were placed in HOH housing.
- 4                   e. One person was released without ever receiving permanent
- 5                   housing. This person processed through the IRC (with no break
- 6                   for court) for 26:11 hours.

7           15. On March 16, 2023 I received the 24-Hour Report for the AM shift at

8 12:32 pm. (Exhibit C.) I noticed that the report stated that there were “0 inmate(s)

9 over 24 hours on the IRC clock” but that there were 31 people “pending Covid-19

10 test results” in MCJ 6051, 6052, and 6053. Because I know the IRC clock stops

11 for those who are taken to IRC Overflow areas in Men’s Central Jail, at 1:00 pm

12 March 16, 2023, I asked Dylan Ford, County Counsel, and Sergeant Ralph Feroli

13 for the names and booking numbers of the people in MCJ 6051-6053.

14           16. At Sergeant Feroli’s direction, Deputy Zamora with the Population

15 Management Bureau sent me a “tank sheet” for MCJ 6051-6053 via email at 1:19

16 PM on March 16, 2023. That list included 40 people. I believe the number of

17 people in MCJ 6051-6053 increased from 31 to 40 between the time the 24-Hour

18 Report on the March 16, 2023 AM shift was emailed to me and the time Deputy

19 Zamora ran the tank sheet list.

20           17. On Thursday, March 23, I asked Dylan Ford for the Movement

21 Histories for the 40 people on the March 16, 2023 MCJ 6051-6053 tank list. On

22 Tuesday, March 28, 2023, Sergeant Feroli sent me three pdfs via email with the

23 Movement Histories for the people in 6051, 6052, and 6053 on March 16, 2023.

24           18. Attached hereto as Exhibit F is a table showing the following

25 information for those held in MCJ 6051-6053 as listed in the March 16, 2023 tank

26 sheet list provided by Deputy Zamora. This table includes the booking number for

27 each person, when they entered the IRC, when they left the IRC for permanent

28 housing or for a semi-permanent bed in IRC 231, the total length of time they spent

1 processing through the IRC, the type of permanent housing placement they  
2 received, and whether they stayed in an IRC holding cell over 12 hours while  
3 processing through IRC.

4 19. The table is submitted pursuant to Federal Rule of Evidence 1006 and  
5 was prepared in the following manner. I entered relevant information for each  
6 person from the Movement History pdfs into an excel spreadsheet. I recorded the  
7 time each person entered the IRC Booking Front and the time the person was  
8 moved to a permanent housing location or a semi-permanent placement in IRC 231  
9 (as opposed to a nurse's visit in IRC 231). All of the people on the list were in  
10 IRCL prior to being moved to MCJ 6051-6053. IRCL is the "Custody Line"  
11 section of IRC, which is comprised of holding cells subject to the 12-hour  
12 maximum limit imposed by the BSCC and the permanent injunction in this case.

13 20. I calculated the length of time each person was in IRCL before going  
14 to MCJ 6051-6053 and added a "Y" in a column titled >12 hr Holding Cell for  
15 those in IRCL for more than 12 hours.

16 21. Exhibit F shows the following:

- 17 a. All 40 people were in IRC over 24 hours. The 40 people were  
18 in IRC between 24:06 hours and 61:46 hours. 12 people were in  
19 IRC over 48 hours.
- 20 b. 12 people were also kept in a holding cell for longer than 12  
21 hours.
- 22 c. Of the 40 people on the list, two were released before they  
23 received any permanent housing, at 24:06 hours and 24:44  
24 hours.
- 25 d. All of those who received permanent housing were placed in  
26 GP/Specialty housing.

27 22. After creating the table, I cross-checked the booking numbers against  
28 the IRC 24-hour reports from March 14, 2023 to March 16, 2023. None of the 40

1 people in Exhibit F were listed in any 24-Hour report and thus were never reported  
2 by Defendants as staying in the IRC for over 24 hours even though all were in IRC  
3 longer than 24 hours and 12 of those were in IRC for over 28 hours.

4 23. Attached as Exhibit G is a true and correct copy of the Movement  
5 History for the person with Booking Number 6547935, the last entry in the table at  
6 Exhibit E.

7 24. Attached as Exhibit H is a true and correct copy of the Movement  
8 History for the person with Booking Number 6572195, the last entry in the table at  
9 Exhibit F.

10 25. Attached as Exhibit I is a true and correct copy of the Movement  
11 History for the person with Booking Number 6568055, the last entry in the table at  
12 Exhibit G.

13 26. Attached hereto as Exhibit J is a table comparing the number of  
14 people in IRC overflow with the number of people reported as being in the IRC for  
15 over 24 hours on the 24-Hour reports from the PM shift on February 23, 2023  
16 through the PM shift on February 28, 2023. The reports contain the number of  
17 people reported as being in the IRC for over 24 hours, the number of people  
18 reported as being in IRC overflow, and the “true” number held in the IRC over 24  
19 hours, by adding the first two numbers together.

20 27. The table is submitted pursuant to Federal Rule of Evidence 1006 and  
21 was prepared in the following manner. I reviewed the 24-Hour reports I received  
22 from February 23, 2023 on the PM shift, the first report for which I received IRC  
23 overflow information, to the February 28, 2023 PM shift. I recorded the number of  
24 people “over 24 hours on the IRC Clock” and the total number of people reported in  
25 IRC overflow. I then added those two numbers to calculate the true number of  
26 people held in IRC over 24 hours. I did not receive a 24-Hour report for the  
27 February 25, 2023 PM shift, and the 24-Hour Report for the February 26, 2023 EM  
28 shift was missing the IRC overflow information.



1           28. Exhibit J shows the following:

- 2                   a. For the February 24, 2023 PM shift, Defendants reported only  
3                   26 people in the IRC for over 24 hours but an additional 79  
4                   people in IRC overflow, for a total of 105 people held in the  
5                   IRC for over 24 hours.
- 6                   b. Defendants reported zero people in IRC for over 24 hours on  
7                   February 26, 2023. However, on that date, there were between  
8                   50 and 60 people in the IRC Overflow.
- 9                   c. Defendants reported two people in IRC for over 24 hours on  
10                  February 27, 2023, but on that date there were between 27 and  
11                  43 people in the IRC Overflow.
- 12                  d. Defendants reported two people in the IRC for over 24 hours on  
13                  February 28, 2023, but on that date there were between 2 and  
14                  25 people in IRC Overflow.

15           29. Defendants' chart showing compliance rates for February 23, 2024 to  
16 February 28, 2023 are wrong and overstate compliance by orders of magnitude.  
17 (379-2 at 5-6.) As an example, the 99.3% compliance rate on February 26, 2023,  
18 does not account for 50-60 people in IRC over 24 hours. And the 69.7%  
19 compliance rate on February 24, 2023 does not account for 79 more people in IRC  
20 for over 24 hours.

21           30. I do not know how many people were in IRC Overflow before the PM  
22 shift on February 23, 2023 or on which days because Defendants only started  
23 reporting the total number of people in IRC overflow on February 23, 2023. The  
24 overflow numbers, moreover, have never been included in the total held over 24-  
25 Hours because moving to an IRC overflow area in MCJ stops the 24-hour clock for  
26 those people.

27           31. Attached as Exhibit K is a true and correct copy of a transcript of a  
28 portion of the September 23, 2021 meeting of the Los Angeles County Civilian



1 Oversight Commission that includes testimony from Los Angeles County Inspector  
2 General Max Huntsman and then Assistant Inspector General Cathleen Beltz. Also  
3 attached as the last page of Exhibit K is a certificate of accuracy by Mindaugas  
4 Caplinskas, a professional transcriber who prepared the transcript. The full video  
5 of the September 23, 2021 meeting can be viewed at [https://tinyurl.com/COC9-23-](https://tinyurl.com/COC9-23-2021)  
6 [2021](https://tinyurl.com/COC9-23-2021).

7 32. Attached as Exhibit L is a true and correct copy of a transcript of a  
8 portion of the January 19, 2023 meeting of the Los Angeles County Civilian  
9 Oversight Commission that includes testimony from Inspector General Max  
10 Huntsman and Dr. Tim Belavich, Director of Correctional Health Services. Also  
11 attached as the last page of Exhibit L is a certificate of accuracy by Mindaugas  
12 Caplinskas, a professional transcriber who prepared the transcript. The full video  
13 of the January 19, 2023 meeting can be viewed at [https://youtu.be/kBVZ\\_oItbbc](https://youtu.be/kBVZ_oItbbc).

14 33. Attached as Exhibit M is a true and correct copy of a transcript of a  
15 portion of the March 15, 2023 meeting of the Sybil Brand Commission that  
16 includes testimony from Dr. Belavich and Commander Macias. Also attached as  
17 the last page of Exhibit M is a certificate of accuracy by Mindaugas Caplinskas, a  
18 professional transcriber who prepared the transcript. The full audio of the March  
19 15, 2023 meeting can be listened to and downloaded at  
20 [https://lacountymediahost.granicus.com/MediaPlayer.php?clip\\_id=10681](https://lacountymediahost.granicus.com/MediaPlayer.php?clip_id=10681).

21 34. Attached as Exhibit N are true and correct copies of the Population  
22 Management Bureau Daily Inmate Statistics for March 28, 2023 and September 6,  
23 2022. These documents are posted by LASD on their public website and show  
24 how many people are in custody in the LA County Jails.

25 35. Attached as Exhibit O are true and correct copies of the LASD Mental  
26 Health Count dated March 28, 2023 and September 6, 2022. These documents are  
27 posted by LASD on their public website and show both historical data on numbers  
28 of people with mental health designations in the LA County Jails and the current

1 number.

2 36. Attached as Exhibit P is a true and correct copy of an excerpt of the  
3 Board of State and Community Corrections Inspection Report for the LA County  
4 Jails for the 2020-2022 biennial inspection cycle.

5 37. Attached as Exhibit Q is a true and correct copy of an excerpt from a  
6 transcript of the LA County Board of Supervisors meeting on July 12, 2022. The  
7 full transcript is available at

8 [https://file.lacounty.gov/SDSInter/bos/sop/transcripts/1127243\\_071222.pdf](https://file.lacounty.gov/SDSInter/bos/sop/transcripts/1127243_071222.pdf).

9 I declare under penalty of perjury of the laws of the State of California and  
10 the United States that the foregoing is true and correct. Executed April 3, 2023 in  
11 Los Angeles, California.

12  
13 

14  
15 \_\_\_\_\_  
16 Melissa L. Camacho  
17  
18  
19  
20  
21  
22  
23  
24  
25  
26  
27  
28

# **Exhibit A**

From: [Redacted]  
 To: [Redacted]  
 Subject: Inmates (s) over 24 hours on the IRC clock February 9, 2023 PM shift.  
 Date: Thursday, February 9, 2023 10:55:25 PM

Good Evening,

There is/are 37 inmate(s) over 24 hours on the IRC clock.

IRC Over 24 Hours Report

Total Records: 37

BKG#	Module	Start Date Time	SH/End Date Time	SL	Hours	Extended Reason Codes
6547935	STURGEON, MICHAEL					50.10 B
	IRBF	02/07/2023 06:54 PM	02/07/2023 08:29 PM		1.60	
	IRCA	02/07/2023 08:29 PM	02/08/2023 01:36 AM		5.10	
	IRCC	02/08/2023 01:36 AM			43.40	
6547865	STERLING, RICHARD					49.90 B
	IRBF	02/07/2023 07:06 PM	02/07/2023 07:48 PM		0.70	
	IRCA	02/07/2023 07:48 PM	02/08/2023 01:36 AM		5.80	
	IRCC	02/08/2023 01:36 AM			43.40	
6546176	GUITERREZTRUJIL, JESUS					49.10 B
	IRBF	02/07/2023 07:54 PM	02/07/2023 08:29 PM		0.60	
	IRCA	02/07/2023 08:29 PM	02/08/2023 12:03 AM		3.60	
	IRCC	02/08/2023 12:03 AM			44.90	
6547095	PORTILLO, BENJAMIN					49.00 B
	IRBF	02/07/2023 08:06 PM	02/07/2023 08:28 PM		0.40	
	IRCA	02/07/2023 08:28 PM	02/08/2023 12:13 AM		3.80	
	IRCC	02/08/2023 12:13 AM	02/08/2023 02:28 AM		2.30	
	IRCU	02/08/2023 02:28 AM	02/08/2023 03:49 AM		1.40	
	IRCC	02/08/2023 03:49 AM			41.10	
6546898	JARAMILLO, JAMES					48.50 B
	IRBF	02/07/2023 08:31 PM	02/07/2023 10:36 PM		2.10	
	IRCA	02/07/2023 10:36 PM	02/08/2023 12:41 AM		2.10	
	IRCC	02/08/2023 12:41 AM			44.30	
6538868	SUAZO, ISACC					44.70 B
	IRBF	02/08/2023 12:16 AM	02/08/2023 02:30 AM		2.20	
	IRCA	02/08/2023 02:30 AM	02/08/2023 02:40 AM		0.20	
	IRCC	02/08/2023 02:40 AM			42.30	
6538193	MCBRIDE, ZEDIKY					31.80 B
	IRBF	02/08/2023 01:14 PM	02/08/2023 02:29 PM		1.30	
	IRCA	02/08/2023 02:29 PM	02/08/2023 03:20 PM		0.90	
	IRCC	02/08/2023 03:20 PM			29.60	
6548566	MERAZ, MANUEL					31.70 B
	IRBF	02/08/2023 01:13 PM	02/08/2023 02:31 PM		1.30	
	IRCA	02/08/2023 02:31 PM	02/08/2023 03:15 PM		0.70	
	IRCC	02/08/2023 03:15 PM			29.70	
6548813	GARCIA, ADRIAN					31.50 B
	IRBF	02/08/2023 01:28 PM	02/08/2023 05:43 PM		4.30	
	IRCA	02/08/2023 05:43 PM	02/08/2023 06:03 PM		0.30	
	IRCC	02/08/2023 06:03 PM			26.90	
6538990	FITZGERALD, COREY					28.60 B
	IRBF	02/08/2023 04:25 PM	02/08/2023 05:42 PM		1.30	
	IRCA	02/08/2023 05:42 PM	02/08/2023 07:30 PM		1.80	
	IRCC	02/08/2023 07:30 PM			25.50	
6538317	GARIBYAN, VAHAG					27.20 B
	IRBF	02/08/2023 05:45 PM	02/08/2023 06:27 PM		0.70	
	IRCA	02/08/2023 06:27 PM	02/08/2023 07:28 PM		1.00	
	IRCC	02/08/2023 07:28 PM			25.50	
6538862	SALCEDO, FERNANDO					27.20 B
	IRBF	02/08/2023 05:45 PM	02/08/2023 06:29 PM		0.70	
	IRCA	02/08/2023 06:29 PM	02/08/2023 07:28 PM		1.00	
	IRCC	02/08/2023 07:28 PM			25.50	
6538938	PARKER, BRANDON					27.20 B
	IRBF	02/08/2023 05:45 PM	02/08/2023 06:29 PM		0.70	
	IRCA	02/08/2023 06:29 PM	02/08/2023 07:30 PM		1.00	
	IRCC	02/08/2023 07:30 PM			25.50	
6548069	HARRISON, DYLAN					26.60 B
	IRBF	02/08/2023 06:24 PM	02/08/2023 06:30 PM		0.10	
	IRCA	02/08/2023 06:30 PM	02/08/2023 07:15 PM		0.80	
	IRCC	02/08/2023 07:15 PM			25.70	
6538278	HERNANDEZ, BRYAN					26.50 B
	IRBF	02/08/2023 06:33 PM	02/08/2023 07:01 PM		0.50	
	IRCA	02/08/2023 07:01 PM	02/08/2023 07:29 PM		0.50	
	IRCC	02/08/2023 07:29 PM			25.50	
6538912	CERVANTES, RICHARD					26.50 B
	IRBF	02/08/2023 06:34 PM	02/08/2023 07:02 PM		0.50	
	IRCA	02/08/2023 07:02 PM	02/08/2023 07:29 PM		0.50	
	IRCC	02/08/2023 07:29 PM			25.50	
6547767	RODRIGUEZ, ERICK					26.40 B
	IRBF	02/08/2023 06:33 PM	02/08/2023 07:03 PM		0.50	
	IRCA	02/08/2023 07:03 PM	02/08/2023 07:32 PM		0.50	
	IRCC	02/08/2023 07:32 PM			25.40	
6548660	JIMENEZ, ARTURO					26.30 B
	IRBF	02/08/2023 06:44 PM	02/08/2023 07:02 PM		0.30	
	IRCA	02/08/2023 07:02 PM	02/08/2023 08:17 PM		1.30	
	IRCC	02/08/2023 08:17 PM			24.70	

6548016	<b>ROMEROHERRERA, RAUL</b>			26.20	B
	IRBF	02/08/2023 06:45 PM	02/08/2023 07:03 PM	0.30	
	IRCA	02/08/2023 07:03 PM	02/08/2023 07:28 PM	0.40	
	IRCC	02/08/2023 07:28 PM		25.50	
6548053	<b>RIVERA, BRAYAN</b>			26.20	B
	IRBF	02/08/2023 06:47 PM	02/08/2023 07:11 PM	0.40	
	IRCA	02/08/2023 07:11 PM	02/08/2023 08:17 PM	1.10	
	IRCC	02/08/2023 08:17 PM		24.70	
6548428	<b>CORCINO, ANTONIO</b>			26.20	B
	IRBF	02/08/2023 06:47 PM	02/08/2023 07:04 PM	0.30	
	IRCA	02/08/2023 07:04 PM	02/08/2023 08:17 PM	1.20	
	IRCC	02/08/2023 08:17 PM		24.70	
6547986	<b>GANNAWAY, ANTHONY</b>			26.10	B
	IRBF	02/08/2023 06:56 PM	02/08/2023 07:01 PM	0.10	
	IRCA	02/08/2023 07:01 PM	02/08/2023 08:17 PM	1.30	
	IRCC	02/08/2023 08:17 PM	02/09/2023 12:11 AM	3.90	
	IRCU	02/09/2023 12:11 AM	02/09/2023 01:29 AM	1.30	
	IRCC	02/09/2023 01:29 AM		19.50	
6547916	<b>MARTINEZ, ADAM</b>			25.40	B
	IRBF	02/08/2023 07:36 PM	02/08/2023 08:21 PM	0.80	
	IRCA	02/08/2023 08:21 PM	02/08/2023 08:43 PM	0.40	
	IRCC	02/08/2023 08:43 PM		24.20	
6548037	<b>DOE, JOHN</b>			25.40	B
	IRBF	02/08/2023 07:36 PM	02/08/2023 08:21 PM	0.80	
	IRCA	02/08/2023 08:21 PM	02/08/2023 08:42 PM	0.30	
	IRCC	02/08/2023 08:42 PM		24.30	
6548765	<b>SOLIS, JUAN</b>			25.00	B
	IRBF	02/08/2023 08:01 PM	02/08/2023 08:20 PM	0.30	
	IRCA	02/08/2023 08:20 PM	02/08/2023 08:42 PM	0.40	
	IRCC	02/08/2023 08:42 PM	02/09/2023 03:28 AM	6.80	
	IRCU	02/09/2023 03:28 AM	02/09/2023 03:43 AM	0.30	
	IRCC	02/09/2023 03:43 AM		17.20	
6538896	<b>GRISWOLD, SEAN</b>			24.90	B
	IRBF	02/08/2023 08:07 PM	02/08/2023 08:20 PM	0.20	
	IRCA	02/08/2023 08:20 PM	02/08/2023 08:42 PM	0.40	
	IRCC	02/08/2023 08:42 PM		24.30	
6547982	<b>ESTRADA, MICHAEL</b>	Q6Y		24.90	B
	IRBF	02/08/2023 08:07 PM	02/08/2023 08:20 PM	0.20	
	IRCA	02/08/2023 08:20 PM	02/08/2023 08:47 PM	0.50	
	IRCC	02/08/2023 08:47 PM		24.20	
6549066	<b>LOPEZ, DELAPAZ</b>			24.90	B
	IRBF	02/08/2023 08:03 PM	02/08/2023 09:09 PM	1.10	
	IRCA	02/08/2023 09:09 PM	02/09/2023 12:01 AM	2.90	
	IRCC	02/09/2023 12:01 AM		20.90	
6547772	<b>OROZCO, ALJANDRO</b>			24.80	B
	IRBF	02/08/2023 08:07 PM	02/08/2023 08:21 PM	0.20	
	IRCA	02/08/2023 08:21 PM	02/08/2023 08:41 PM	0.30	
	IRCC	02/08/2023 08:41 PM	02/08/2023 11:35 PM	2.90	
	IRCU	02/08/2023 11:35 PM	02/09/2023 08:34 AM	9.00	
	IRLC	02/09/2023 08:34 AM	02/09/2023 05:06 PM	8.50	
	IRCU	02/09/2023 05:06 PM		3.90	
6547878	<b>ZAVALA, DIEGO</b>			24.80	B
	IRBF	02/08/2023 08:08 PM	02/08/2023 08:21 PM	0.20	
	IRCA	02/08/2023 08:21 PM	02/08/2023 08:43 PM	0.40	
	IRCC	02/08/2023 08:43 PM		24.20	
6548054	<b>MILES, CORDARIUS</b>			24.80	B
	IRBF	02/08/2023 08:08 PM	02/08/2023 08:21 PM	0.20	
	IRCA	02/08/2023 08:21 PM	02/08/2023 08:41 PM	0.30	
	IRCC	02/08/2023 08:41 PM		24.30	
6548070	<b>ARTAVIA, ANDREW</b>			24.80	B
	IRBF	02/08/2023 08:07 PM	02/08/2023 08:21 PM	0.20	
	IRCA	02/08/2023 08:21 PM	02/08/2023 08:41 PM	0.30	
	IRCC	02/08/2023 08:41 PM		24.30	
6548612	<b>BURRESS, BUDDY</b>			24.80	B
	IRBF	02/08/2023 08:07 PM	02/08/2023 08:21 PM	0.20	
	IRCA	02/08/2023 08:21 PM	02/08/2023 08:43 PM	0.40	
	IRCC	02/08/2023 08:43 PM		24.20	
6549067	<b>PALMASALGUERO, SALOMON</b>			24.70	B
	IRBF	02/08/2023 08:21 PM	02/08/2023 09:20 PM	1.00	
	IRCA	02/08/2023 09:20 PM	02/08/2023 11:11 PM	1.90	
	IRCC	02/08/2023 11:11 PM		21.80	
6549064	<b>BANKS, JEREMIAH</b>			24.30	B
	IRBF	02/08/2023 08:43 PM	02/08/2023 09:07 PM	0.40	
	IRCA	02/08/2023 09:07 PM	02/09/2023 12:00 AM	2.90	
	IRCC	02/09/2023 12:00 AM		21.00	
6549070	<b>DAVIS, DANIEL</b>			24.10	B
	IRBF	02/08/2023 08:58 PM	02/08/2023 09:20 PM	0.40	
	IRCA	02/08/2023 09:20 PM	02/08/2023 11:54 PM	2.60	
	IRCC	02/08/2023 11:54 PM		21.10	
6549146	<b>MORALES, JOSE</b>			24.10	B
	IRBF	02/08/2023 08:51 PM	02/08/2023 09:09 PM	0.30	
	IRCA	02/08/2023 09:09 PM	02/09/2023 12:01 AM	2.90	
	IRCC	02/09/2023 12:01 AM		20.90	

<b>Extended Reason Codes</b>	
<p><b>A- Processing included court</b> a. Inmates attending court before assigned permanent housing will return to IRC for processing. Time spent at court will continue to accumulate until the inmate has completed processing and permanently housed.</p> <p><b>B- Extended medical processing</b> a. Inmates that have NOT completed medical processing due to medical/psych staffing levels. (i.e. weekend/hol day, sick, vacation)</p> <p><b>C- Lock-down</b> a. Must note the facility which is locked down.</p> <p><b>D- Housing Refusal</b> a. Inmate refuses housing. (MCJ/TTCF/WAYSIDE)</p> <p><b>E- LCMC or another outside hospital &lt;12 hours, causing extended processing</b> a. The TRO allows any inmate at a hospital outside the IRC &gt;12 hours, can have their processing clock restarted. However, If an inmate is at the hospital for 11.5 hours, and this causes a delay in processing over the 24 hour threshold we can utilize this code. The new 24-hour clock accounts and restarts the clock automatically if the inmate is at LCMC or IROH over 12 hours. The clock will restart once they are updated back to an "IR" code.</p> <p><b>F- Medical/Psych Re-Evaluation</b> a. Inmates previously cleared for housing that are re-evaluated due to self-initiation or change in medical/mental status.</p>	<p><b>G- Lack of specialized classification housing</b> a. K6-G, K6-Y, K-10 etc.</p> <p><b>H- Lack of specialized medical/mental health housing</b> a. FIP, MOSH etc. and there is no room, or the inmate is not compatible with I231. b. Includes lack of COVID housing – QUARANTINE/POSITIVE</p> <p><b>I- Lack of General Population housing</b> a. No available GP beds. (Security Levels – Low, Medium, High)</p> <p><b>J- Administrative processing delay</b> a. Releases from Custody Line to outside agencies, State Prison. b. Inmate is out of custody pending clerk act on to be removed from the system. c. Support system down (JDIC/LACRIS/CLASSIFICATION) d. Custody Returnee behind violation of release conditions to outside program.</p> <p><b>K- Pending RL13</b> a. State Prison Desk has not released the inmate out of AJIS at this time.</p> <p><b>L- Pending COVID results</b></p> <p><b>M- Pending Release</b> a. Inmate has been released and is pending IRC clerk update. b. Inmate is updated to Release Area and will be released shortly.</p>

<b>IRC Location Codes</b>	
<p><b>IRUC</b> – Uncuff Cell</p> <p><b>IRBF</b> – Booking Front</p> <p><b>IRCA</b> – Classification Area</p> <p><b>IRCC</b> – Clinic</p> <p><b>IRCL</b> – Custody Line</p> <p><b>IRFB</b> – Front Bench</p> <p><b>IRRA</b> – Release Area</p>	<p><b>IRIC</b> – In-custody release</p> <p><b>IROC</b> – Out to Court</p> <p><b>IRMR</b> – Must Return from court</p> <p><b>IRCU</b> – Urgent Care</p> <p><b>IRLC</b> – Inmate at LCMC</p> <p><b>IROH</b> – Outside Hospital</p>

Respectfully,



# **Exhibit B**



From:

Subject:  
Date:

Inmates (s) over 24 hours on the IRC clock March 22, 2023 PM shift.  
Wednesday, March 22, 2023 8:22:09 PM

Good evening,

There are **12** inmate(s) over **24** hours on the IRC clock.

IRC Over 24 Hours Report

Page: 1 of 1

Total Records 12

BKG#	Module	Start Date Time	SH/End Date Time	SL	Hours	Extended Reason Codes
6562207	NUNEZ, ANGEL				25.50	B
	IRBF	03/21/2023 06:21 PM	03/21/2023 06:35 PM		0.20	
	IRCA	03/21/2023 06:35 PM	03/21/2023 08:46 PM		2.20	
	IRCC	03/21/2023 08:46 PM			23.10	
6572099	CARDENAS, ALFREDO				25.40	B
	IRBF	03/21/2023 06:27 PM	03/21/2023 06:39 PM		0.20	
	IRCA	03/21/2023 06:39 PM	03/21/2023 09:20 PM		2.70	
	IRCC	03/21/2023 09:20 PM			22.50	
6572195	VILLAREAL, JOSEPH				25.30	B
	IRBF	03/21/2023 06:35 PM	03/21/2023 07:30 PM		0.90	
	IRCA	03/21/2023 07:30 PM	03/21/2023 08:45 PM		1.30	
	IRCC	03/21/2023 08:45 PM			23.10	
6561601	REED, DEJUAN				25.20	B
	IRBF	03/21/2023 06:40 PM	03/21/2023 07:32 PM		0.90	
	IRCA	03/21/2023 07:32 PM	03/21/2023 09:14 PM		1.70	
	IRCC	03/21/2023 09:14 PM			22.60	
6571001	SERRANO, JOSE				25.20	B
	IRBF	03/21/2023 06:40 PM	03/21/2023 07:27 PM		0.80	
	IRCA	03/21/2023 07:27 PM	03/21/2023 08:23 PM		0.90	
	IRCC	03/21/2023 08:23 PM			23.50	
6571433	ZAMBRAVO, ISSACC				25.00	B
	IRBF	03/21/2023 06:52 PM	03/21/2023 07:28 PM		0.60	
	IRCA	03/21/2023 07:28 PM	03/21/2023 09:14 PM		1.80	
	IRCC	03/21/2023 09:14 PM			22.60	
6571798	TYNDALL, MICHAEL				25.00	B
	IRBF	03/21/2023 06:46 PM	03/21/2023 07:30 PM		0.70	
	IRCA	03/21/2023 07:30 PM	03/21/2023 09:13 PM		1.70	
	IRCC	03/21/2023 09:13 PM			22.60	
6562357	STARKS, ERNEST				24.70	B
	IRBF	03/21/2023 07:08 PM	03/21/2023 07:32 PM		0.40	
	IRCA	03/21/2023 07:32 PM	03/21/2023 08:45 PM		1.20	
	IRCC	03/21/2023 08:45 PM			23.10	
6570085	RICHARD, QUADDEE				24.70	B
	IRBF	03/21/2023 07:08 PM	03/21/2023 07:28 PM		0.30	
	IRCA	03/21/2023 07:28 PM	03/21/2023 08:44 PM		1.30	
	IRCC	03/21/2023 08:44 PM			23.10	
6571449	THOMAS, QUHIUIA				24.70	B
	IRBF	03/21/2023 07:08 PM	03/21/2023 07:31 PM		0.40	
	IRCA	03/21/2023 07:31 PM	03/21/2023 09:15 PM		1.70	
	IRCC	03/21/2023 09:15 PM	03/22/2023 09:35 AM		12.30	
	IRCC	03/22/2023 09:35 AM			10.30	
6571424	SUNSITTER, ASHID				24.50	B

	IRBF	03/21/2023 07:19 PM	03/21/2023 07:31 PM	0.20	
	IRCA	03/21/2023 07:31 PM	03/21/2023 09:15 PM	1.70	
	IRCC	03/21/2023 09:15 PM		22.60	
<b>6571554</b>	<b>LOPEZ, CHRISTIAN</b>			<b>24.50</b>	<b>B</b>
	IRBF	03/21/2023 07:19 PM	03/21/2023 07:32 PM	0.20	
	IRCA	03/21/2023 07:32 PM	03/21/2023 09:13 PM	1.70	
	IRCC	03/21/2023 09:13 PM		22.60	

<b>Extended Reason Codes</b>	
<p><b>A- Processing included court</b></p> <p>a. Inmates attending court before assigned permanent housing will return to IRC for processing. Time spent at court will continue to accumulate until the inmate has completed processing and permanently housed.</p> <p><b>B- Extended medical processing</b></p> <p>a. Inmates that have NOT completed medical processing due to medical/psych staffing levels. (i.e. weekend/holiday, sick, vacation)</p> <p><b>C- Lock-down</b></p> <p>a. Must note the facility which is locked down.</p> <p><b>D- Housing Refusal</b></p> <p>a. Inmate refuses housing. (MCJ/TTCF/WAYSIDE)</p> <p><b>E- LCMC or another outside hospital &lt;12 hours, causing extended processing</b></p> <p>a. The TRO allows any inmate at a hospital outside the IRC &gt;12 hours, can have their processing clock restarted. However, If an inmate is at the hospital for 11.5 hours, and this causes a delay in processing over the 24 hour threshold we can utilize this code. The new 24-hour clock accounts and restarts the clock automatically if the inmate is at LCMC or IROH over 12 hours. The clock will restart once they are updated back to an "IR" code.</p> <p><b>F- Medical/Psych Re-Evaluation</b></p> <p>a. Inmates previously cleared for housing that are re-evaluated due to self-initiation or change in medical/mental status.</p>	<p><b>G- Lack of specialized classification housing</b></p> <p>a. K6-G, K6-Y, K-10 etc.</p> <p><b>H- Lack of specialized medical/mental health housing</b></p> <p>a. FIP, MOSH etc. and there is no room, or the inmate is not compatible with I231.</p> <p>b. Includes lack of COVID housing – QUARANTINE/POSITIVE</p> <p><b>I- Lack of General Population housing</b></p> <p>a. No available GP beds. (Security Levels – Low, Medium, High)</p> <p><b>J- Administrative processing delay</b></p> <p>a. Releases from Custody Line to outside agencies, State Prison.</p> <p>b. Inmate is out of custody pending clerk action to be removed from the system.</p> <p>c. Support system down (JDIC/LACRIS/CLASSIFICATION)</p> <p>d. Custody Returnee behind violation of release conditions to outside program.</p> <p><b>K- Pending RL13</b></p> <p>a. State Prison Desk has not released the inmate out of AJIS at this time.</p> <p><b>L- Pending COVID results</b></p> <p><b>M- Pending Release</b></p> <p>a. Inmate has been released and is pending IRC clerk update.</p> <p>b. Inmate is updated to Release Area and will be released shortly.</p>

<b>IRC Location Codes</b>	
<b>IRUC</b> – Uncuff Cell	<b>IRIC</b> – In-custody release
<b>IRBF</b> – Booking Front	<b>IROC</b> – Out to Court
<b>IRCA</b> – Classification Area	<b>IRMR</b> – Must Return from court
<b>IRCC</b> – Clinic	<b>IRCU</b> – Urgent Care
<b>IRCL</b> – Custody Line	<b>IRLC</b> – Inmate at LCMC
<b>IRFB</b> – Front Bench	<b>IROH</b> – Outside Hospital
<b>IRRA</b> – Release Area	

**IRC Overflow**

- *No overflow inmates at this time.*

Respectfully,

# **Exhibit C**

**From:** [Redacted]  
**Subject:** Inmates (s) over 24 hours on the IRC clock March 16, 2023 AM shift.  
**Date:** Thursday, March 16, 2023 1 01:32 PM  
**Attachments:** [image002.png](#)

Good Afternoon,

There are **0** inmate(s) over **24** hours on the IRC clock.

**IRC Over 24 Hours Report**

Page: 1 of 1

Total Records 0

**IRC Overflow**

- *No overflow inmates at this time.*

**IRC COVID-19**

- Pending Covid-19 test results at:

- MCJ 6051 : **14**
- MCJ 6052 : **14**
- MCJ 6053 : **3**

<b>Extended Reason Codes</b>	
<p><b>A- Processing included court</b></p> <p>a. Inmates attending court before assigned permanent housing will return to IRC for processing. Time spent at court will continue to accumulate until the inmate has completed processing and permanently housed.</p> <p><b>B- Extended medical processing</b></p> <p>a. Inmates that have NOT completed medical processing due to medical/psych staffing levels. (i.e. weekend/holiday, sick, vacation)</p> <p><b>C- Lock-down</b></p> <p>a. Must note the facility which is locked down.</p> <p><b>D- Housing Refusal</b></p> <p>a. Inmate refuses housing. (MCJ/TTCF/WAYSIDE)</p> <p><b>E- LCMC or another outside hospital &lt;12 hours, causing extended processing</b></p> <p>a. The TRO allows any inmate at a hospital outside the IRC &gt;12 hours, can have their processing clock restarted. However, If an inmate is at the hospital for 11.5 hours, and this causes a delay in processing over the 24 hour threshold we can utilize this code. The new 24-hour clock accounts and restarts the clock automatically if the inmate is at LCMC or IROH over 12 hours. The clock will restart once they are updated back to an "IR" code.</p> <p><b>F- Medical/Psych Re-Evaluation</b></p> <p>a. Inmates previously cleared for housing that are re-evaluated due to self-initiation or change in medical/mental status.</p>	<p><b>G- Lack of specialized classification housing</b></p> <p>a. K6-G, K6-Y, K-10 etc.</p> <p><b>H- Lack of specialized medical/mental health housing</b></p> <p>a. FIP, MOSH etc. and there is no room, or the inmate is not compatible with I231.</p> <p>b. Includes lack of COVID housing – QUARANTINE/POSITIVE</p> <p><b>I- Lack of General Population housing</b></p> <p>a. No available GP beds. (Security Levels – Low, Medium, High)</p> <p><b>J- Administrative processing delay</b></p> <p>a. Releases from Custody Line to outside agencies, State Prison.</p> <p>b. Inmate is out of custody pending clerk action to be removed from the system.</p> <p>c. Support system down (JDIC/LACRIS/CLASSIFICATION)</p> <p>d. Custody Returnee behind violation of release conditions to outside program.</p> <p><b>K- Pending RL13</b></p> <p>a. State Prison Desk has not released the inmate out of AJIS at this time.</p> <p><b>L- Pending COVID results</b></p> <p><b>M- Pending Release</b></p> <p>a. Inmate has been released and is pending IRC clerk update.</p> <p>b. Inmate is updated to Release Area and will be released shortly.</p>

<b>IRC Location Codes</b>	
<b>IRUC</b> – Uncuff Cell	<b>IRIC</b> – In-custody release
<b>IRBF</b> – Booking Front	<b>IROC</b> – Out to Court
<b>IRCA</b> – Classification Area	<b>IRMR</b> – Must Return from court
<b>IRCC</b> – Clinic	<b>IRCU</b> – Urgent Care
<b>IRCL</b> – Custody Line	<b>IRLC</b> – Inmate at LCMC
<b>IRFB</b> – Front Bench	<b>IROH</b> – Outside Hospital
<b>IRRA</b> – Release Area	

Respectfully,



# **Exhibit D**

Booking No.	IRBF Date	Placement Date	Time at IRC	Housing Type
6549070	2/8/23 8:58 PM	2/10/23 3:19 AM	30:21:00	GP/Specialty
6538317	2/8/23 5:45 PM	2/10/23 2:35 AM	32:50:00	HOH
6547982	2/8/23 8:07 PM	2/10/23 8:55 AM	36:48:00	GP/Specialty
6549146	2/8/23 8:51 PM	2/10/23 10:03 AM	37:12:00	GP/Specialty
6548070	2/8/23 8:07 PM	2/10/23 10:01 AM	37:54:00	GP/Specialty
6549064	2/8/23 8:43 PM	2/10/23 10:41 AM	37:58:00	MOH
6549066	2/8/23 8:03 PM	2/10/23 10:04 AM	38:01:00	GP/Specialty
6548053	2/8/23 6:47 PM	2/10/23 10:01 AM	39:14:00	GP/Specialty
6538990	2/8/23 4:25 PM	2/10/23 10:03 AM	41:38:00	GP/Specialty
6548016	2/8/23 6:45 PM	2/10/23 1:13 PM	42:28:00	GP/Specialty
6548069	2/8/23 6:24 PM	2/10/23 1:26 PM	43:02:00	GP/Specialty
6548054	2/8/23 8:08 PM	2/10/23 3:13 PM	43:05:00	MOH
6548037	2/8/23 7:36 PM	2/10/23 3:19 PM	43:43:00	GP/Specialty
6547916	2/8/23 7:36 PM	2/10/23 5:49 PM	46:13:00	HOH
6538938	2/8/23 5:45 PM	2/10/23 4:00 PM	46:15:00	MOH
6547986	2/8/23 6:56 PM	2/10/23 5:14 PM	46:18:00	HOH
6549067	2/8/23 8:21 PM	2/10/23 7:59 PM	47:38:00	GP/Specialty
6547878	2/8/23 8:08 PM	2/10/23 8:01 PM	47:53:00	GP/Specialty
6538896	2/8/23 8:07 PM	2/10/23 8:05 PM	47:58:00	n/a - Released
6538193	2/8/23 1:14 PM	2/10/23 1:14 PM	48:00:00	GP/Specialty
6548660	2/8/23 6:44 PM	2/10/23 8:04 PM	49:20:00	n/a - Released
6547767	2/8/23 6:33 PM	2/10/23 8:09 PM	49:36:00	GP/Specialty
6538862	2/8/23 5:45 PM	2/10/23 8:09 PM	50:24:00	GP/Specialty
6548566	2/8/23 1:13 PM	2/10/23 4:00 PM	50:47:00	GP/Specialty
6548765	2/8/23 8:01 PM	2/10/23 11:09 PM	51:08:00	HOH
6538912	2/8/23 6:34 PM	2/10/23 11:47 PM	53:13:00	MOH
6547095	2/7/23 8:06 PM	2/10/23 2:15 AM	54:09:00	GP/Specialty
6548612	2/8/23 8:07 PM	2/11/23 2:22 AM	54:15:00	GP/Specialty
6538278	2/8/23 6:33 PM	2/11/23 2:21 AM	55:48:00	GP/Specialty
6548428	2/8/23 6:47 PM	2/11/23 2:57 AM	56:10:00	GP/Specialty
6546898	2/7/23 8:31 PM	2/10/23 9:00 AM	60:29:00	GP/Specialty
6546176	2/7/23 7:54 PM	2/10/23 9:00 AM	61:06:00	GP/Specialty
6538868	2/8/23 12:16 AM	2/10/23 2:24 PM	62:08:00	n/a - Released
6547772	2/8/23 8:07 PM	2/11/23 12:41 PM	64:34:00	GP/Specialty
6547865	2/7/23 7:06 PM	2/10/23 1:13 PM	66:07:00	GP/Specialty
6548813	2/8/23 1:28 PM	2/11/23 8:18 AM	66:50:00	GP/Specialty
6547935	2/7/23 6:54 PM	2/10/23 9:56 PM	75:02:00	MOH



# **Exhibit E**

<b>Booking No.</b>	<b>IRBF Date</b>	<b>Placement Date</b>	<b>Time at IRC</b>	<b>Housing Type</b>
6571554	3/21/23 7:19 PM	3/22/23 8:04 PM	24:45:00	GP/Specialty
6562357	3/21/23 7:08 PM	3/22/23 8:03 PM	24:55:00	HOH
6571424	3/21/23 7:19 PM	3/22/23 8:18 PM	24:59:00	HOH
6570085	3/21/23 7:08 PM	3/22/23 8:15 PM	25:07:00	MOH
6571433	3/21/23 6:52 PM	3/22/23 8:08 PM	25:16:00	GP/Specialty
6571798	3/21/23 6:46 PM	3/22/23 8:07 PM	25:21:00	MOH
6561601	3/21/23 6:40 PM	3/22/23 8:08 PM	25:28:00	MOH
6572195	3/21/23 6:35 PM	3/22/23 8:03 PM	25:28:00	GP/Specialty
6562207	3/21/23 6:21 PM	3/22/23 8:03 PM	25:42:00	GP/Specialty
6572099	3/21/23 6:27 PM	3/22/23 8:38 PM	26:11:00	n/a - Released
6571449	3/21/23 7:08 PM	3/23/23 1:52 AM	30:44:00	GP/Specialty
6571001	3/21/23 6:40 PM	3/23/23 2:12 AM	31:32:00	GP/Specialty

# **Exhibit F**

Booking No.	IRBF Date	Placement Date	Time at IRC	Perm Housing	Housing Type	>12 Holding Cell
6568811	3/15/23 7:13 PM	3/16/23 7:19 PM	24:06:00	n/a	n/a - Released	
6558983	3/15/23 6:11 PM	3/16/23 6:55 PM	24:44:00	n/a	n/a - Released	Y
6568208	3/15/23 8:39 PM	3/16/23 9:35 PM	24:56:00	MCJ 2600	GP/Specialty	Y
6535401	3/15/23 9:25 PM	3/16/23 10:21 PM	24:56:00	MCJ 3800	GP/Specialty	Y
6568745	3/15/23 9:11 PM	3/16/23 10:28 PM	25:17:00	MCJ 3600	GP/Specialty	
6568766	3/15/23 8:38 PM	3/16/23 10:26 PM	25:48:00	NCCF 618	GP/Specialty	
6568689	3/15/23 8:24 PM	3/16/23 10:35 PM	26:11:00	MCJ 3800	GP/Specialty	
6568694	3/15/23 8:10 PM	3/16/23 10:24 PM	26:14:00	MCJ 3800	GP/Specialty	
6568817	3/15/23 7:14 PM	3/16/23 10:25 PM	27:11:00	NCCF 618	GP/Specialty	
6567694	3/15/23 7:14 PM	3/16/23 10:25 PM	27:11:00	NCCF 618	GP/Specialty	
6568235	3/15/23 7:14 PM	3/16/23 10:26 PM	27:12:00	NCCF 722	GP/Specialty	
6567999	3/15/23 7:13 PM	3/16/23 10:25 PM	27:12:00	NCCF 722	GP/Specialty	
6568037	3/15/23 7:13 PM	3/16/23 10:38 PM	27:25:00	MCJ 3800	GP/Specialty	
6557587	3/15/23 6:11 PM	3/16/23 9:38 PM	27:27:00	MCJ 2600	GP/Specialty	Y
6558275	3/15/23 6:11 PM	3/16/23 10:22 PM	28:11:00	MCJ 3800	GP/Specialty	Y
6567767	3/15/23 6:12 PM	3/16/23 10:25 PM	28:13:00	NCCF 722	GP/Specialty	Y
6567792	3/15/23 6:07 PM	3/16/23 10:25 PM	28:18:00	NCCF 618	GP/Specialty	Y
6565636	3/15/23 3:55 PM	3/16/23 9:33 PM	29:38:00	MCJ 2802	GP/Specialty	
6568805	3/15/23 2:58 PM	3/16/23 9:38 PM	30:40:00	MCJ 2600	GP/Specialty	
6568780	3/15/23 3:13 PM	3/16/23 10:23 PM	31:10:00	MCJ 3800	GP/Specialty	Y
6568533	3/15/23 2:56 PM	3/16/23 10:25 PM	31:29:00	NCCF 728	GP/Specialty	
6568721	3/15/23 1:11 PM	3/16/23 9:37 PM	32:26:00	MCJ 2600	GP/Specialty	Y
6568621	3/15/23 9:58 AM	3/16/23 9:36 PM	35:38:00	MCJ 2600	GP/Specialty	Y
6568598	3/15/23 9:57 AM	3/16/23 9:36 PM	35:39:00	MCJ 2600	GP/Specialty	
6568499	3/15/23 9:57 AM	3/16/23 9:39 PM	35:42:00	MCJ 2600	GP/Specialty	
6568181	3/15/23 10:17 AM	3/16/23 11:45 PM	37:28:00	NCCF 619	GP/Specialty	Y
6557497	3/15/23 2:27 AM	3/16/23 10:22 PM	43:55:00	MCJ 3800	GP/Specialty	
6567780	3/15/23 12:00 AM	3/16/23 10:27 PM	46:27:00	NCCF 722	GP/Specialty	
6565959	3/14/23 10:10 PM	3/16/23 10:26 PM	48:16:00	MCJ 3800	GP/Specialty	
6568507	3/14/23 10:10 PM	3/16/23 10:26 PM	48:16:00	NCCF 722	GP/Specialty	
6567380	3/14/23 7:59 PM	3/16/23 9:11 PM	49:12:00	MCJ 2700	GP/Specialty	
6566635	3/14/23 7:20 PM	3/16/23 9:38 PM	50:18:00	MCJ 2600	GP/Specialty	
6557120	3/14/23 6:42 PM	3/16/23 9:11 PM	50:29:00	MCJ 2700	GP/Specialty	
6566854	3/14/23 7:50 PM	3/16/23 10:26 PM	50:36:00	NCCF 716	GP/Specialty	
6566685	3/14/23 7:49 PM	3/16/23 10:27 PM	50:38:00	NCCF 718	GP/Specialty	
6566796	3/14/23 7:49 PM	3/16/23 11:14 PM	51:25:00	NCCF 718	GP/Specialty	
6567406	3/14/23 6:46 PM	3/16/23 10:25 PM	51:39:00	NCCF 618	GP/Specialty	
6568133	3/14/23 5:27 PM	3/16/23 9:37 PM	52:10:00	MCJ 2600	GP/Specialty	
6568146	3/14/23 4:44 PM	3/16/23 9:11 PM	52:27:00	MCJ 2700	GP/Specialty	
6568055	3/14/23 7:49 AM	3/16/23 9:35 PM	61:46:00	MCJ 2600	GP/Specialty	Y

# **Exhibit G**

3/17/23, 6:03 AM

Inmate Movement History Page



**Los Angeles County Sheriff's Department**  
**INMATE TOTAL MOVEMENT HISTORY**  
 (RAJIS and DIMMS) HOME



**View EBI History**

BOOKING NO 6547935	<input type="button" value="VIEW REPORT"/>
-----------------------	--

START DATE/TIME	FAC	MOD/ROW/CELL	AJIS TEMP	DIMMS LOC	DESCRIPTION LOC
MAR-10-2023 01:48 pm		-RELEASED-			INMATE RELEASED
MAR-10-2023 01:29 pm	TTCF	F-T161-005L	-		CHECK-IN FROM TEMP LOC
MAR-10-2023 05:31 am	TTCF		25		T - RELEASE
MAR-10-2023 05:31 am	TTCF	F-T161-005L	-		CHECK-IN FROM TEMP LOC
MAR-09-2023 07:52 pm				IRCO	IRC MALE INMATES OUT OF COURTLINE TO HSE
MAR-09-2023 07:44 pm	TTCF		25		T - RELEASE
MAR-09-2023 07:44 pm	TTCF	F-T161-005L	-		CHECK-IN FROM TEMP LOC
MAR-09-2023 06:16 pm				IRCR	IRC OLDSIDE INMATES RETURN FROM COURT
MAR-09-2023 11:26 am				LAXL	LOS ANGELES AIRPORT COURT
MAR-09-2023 05:38 am				IRCI	IRC OLDSIDE IN FOR COURT
MAR-09-2023 03:00 am	TTCF		W72		CRT - LAX SUPERIOR COURT DEPT W72
MAR-01-2023 11:14 am	TTCF	T161-F-005L			TWIN TOWERS CORR FACILITY
FEB-25-2023 07:35 am	TTCF	T251-F-011L			TWIN TOWERS CORR FACILITY
FEB-25-2023 07:23 am	TTCF	T251			TWIN TOWERS CORR FACILITY
FEB-24-2023 08:35 pm	NORF	NOIR			PDC NORTH FACILITY
FEB-23-2023 08:51 pm	NORF	A-NO1 -0010	-		CHECK-IN FROM TEMP LOC
FEB-23-2023 07:19 pm				B612	VEHICLE - TST BUS
FEB-23-2023 06:27 pm				IRCR	IRC OLDSIDE INMATES RETURN FROM COURT
FEB-23-2023 08:05 am				LAXL	LOS ANGELES AIRPORT COURT
FEB-23-2023 05:50 am				IRCI	IRC OLDSIDE IN FOR COURT

3/17/23, 6:03 AM

Inmate Movement History Page

FEB-23-2023 03:00 am	NORF		W31		CRT - LAX SUPERIOR COURT DEPT W31
FEB-15-2023 09:36 pm	NORF	NO1-A-0010			
FEB-13-2023 10:39 pm	NORF	NO1-A-0066			
FEB-13-2023 12:47 pm	NORF	NO1-D-0025			
FEB-13-2023 12:14 pm	NORF	NO1-D-0019			
FEB-13-2023 12:10 pm	NORF	NORM			PDC NORTH FACILITY
FEB-13-2023 09:05 am				CJC4	MEN'S CENTRAL JAIL CELL 40
FEB-10-2023 10:33 am	CJ	5700-R-0017			CENTRAL JAIL
FEB-10-2023 09:56 am	CJ	5700			CENTRAL JAIL
FEB-10-2023 09:39 am				CJC4	MEN'S CENTRAL JAIL CELL 40
FEB-10-2023 09:18 am	IRC	-IRCC-	-		CHECK-IN FROM TEMP LOC
FEB-10-2023 07:58 am	IRC		12H		T - TRANSFER TO MOH
FEB-10-2023 07:58 am	IRC	-IRCC-	-		CHECK-IN FROM TEMP LOC
FEB-08-2023 09:27 am	IRC		12B		T - TRANSFER TO 231 NURSE VIST
FEB-08-2023 01:36 am	IRC	IRCC			CLINIC
FEB-07-2023 08:29 pm	IRC	IRCA			CLASSIFICATION
FEB-07-2023 06:54 pm	IRC	IRBF			BOOKING FRONT
FEB-07-2023 07:44 am	CSD	CRTT			COURT SERVICES DIVISION
FEB-06-2023 01:17 pm	LAPD	4279			LAPD VALLEY JAIL DIV
IRC locations in RED		TEMPORARY locations in BLUE		DIMMS locations in GREEN	



DSB Custody Automation Unit 06/25/2007



# **Exhibit H**



Los Angeles County Sheriff's Department  
**INMATE TOTAL MOVEMENT HISTORY**



(RAJIS and DIMMS) [HOME](#)

[View EBI History](#)

<b>BOOKING NO</b> 6571001	<b>VIEW REPORT</b>
------------------------------	--------------------

START DATE/TIME	FAC	MOD/ROW/CELL	AJIS TEMP	DIMMS LOC	DESCRIPTION LOC
MAR-24-2023 04:17 pm				CREL	COURT RELEASE
MAR-24-2023 04:02 pm	CJ	A-2600-0008	-		CHECK-IN FROM TEMP LOC
MAR-24-2023 04:01 pm		-RELEASED-			INMATE RELEASED
MAR-24-2023 07:46 am				ELAC	EAST LOS ANGELES SUPERIOR COURT
MAR-24-2023 05:01 am				IRCI	IRC OLDSIDE IN FOR COURT
MAR-24-2023 03:00 am	CJ		ELAC		CRT - EAST LOS ANGELES MUNI CT
MAR-23-2023 10:36 pm	CJ	2600-A-0008			CENTRAL JAIL
MAR-23-2023 10:35 pm	CJ	A-2600-0001	-		CHECK-IN FROM TEMP LOC
MAR-23-2023 11:35 am				IRCO	IRC MALE INMATES OUT OF COURTLINE TO HSE
MAR-23-2023 11:14 am				IRCI	IRC OLDSIDE IN FOR COURT
MAR-23-2023 11:04 am	CJ		ELAC		CRT - EAST LOS ANGELES MUNI CT
MAR-23-2023 11:04 am	CJ	A-2600-0001	-		CHECK-IN FROM TEMP LOC
MAR-23-2023 05:24 am	CJ		ELAC		CRT - EAST LOS ANGELES MUNI CT
MAR-23-2023 02:43 am	CJ	2600-A-0001			CENTRAL JAIL
MAR-23-2023 02:12 am	CJ	2600			CENTRAL JAIL
MAR-23-2023 01:59 am	IRC	IRCJ			INMATE RECEPTION CENTER
MAR-23-2023 01:54 am				CJC4	MEN'S CENTRAL JAIL CELL 40
MAR-22-2023 08:20 pm	IRC	IRCL			CUSTODY LINE

MAR-22-2023 08:20 pm	IRC	-IRCC-	-		CHECK-IN FROM TEMP LOC
MAR-22-2023 08:10 pm	IRC		12A		T - TRANSFER TO GP
MAR-21-2023 08:23 pm	IRC	IRCC			CLINIC
MAR-21-2023 07:27 pm	IRC	IRCA			CLASSIFICATION
MAR-21-2023 06:40 pm	IRC	IRBF			BOOKING FRONT
MAR-21-2023 06:25 pm				B242	VEHICLE - TST BUS
MAR-21-2023 11:14 am				CC08	CCB COURT 8TH FLOOR
MAR-21-2023 11:07 am				CCB	CRIMINAL COURT SERVICE LEVEL
MAR-18-2023 11:00 pm	STA	ELA			
IRC locations in RED		TEMPORARY locations in BLUE		DIMMS locations in GREEN	



DSB Custody Automation Unit 06/25/2007

# **Exhibit I**



# Los Angeles County Sheriff's Department INMATE TOTAL MOVEMENT HISTORY



(RAJIS and DIMMS) HOME

**View EBI History**

<p style="text-align: center; margin: 0;"><b>BOOKING NO</b></p> <p style="text-align: center; margin: 0;">6568055</p>	<p style="text-align: center; margin: 0;"><b>VIEW REPORT</b></p>
---	--

START DATE/TIME	FAC	MOD/ROW/CELL	AJIS TEMP	DIMMS LOC	DESCRIPTION LOC
MAR-18-2023 11:26 am		-RELEASED-			INMATE RELEASED
MAR-18-2023 08:03 am	IRC	IRRA			RELEASE AREA
MAR-18-2023 07:44 am				CJC4	MEN'S CENTRAL JAIL CELL 40
MAR-18-2023 07:39 am	CJ	B-2600-0002	-		CHECK-IN FROM TEMP LOC
MAR-18-2023 06:08 am	CJ		25		T - RELEASE
MAR-16-2023 09:35 pm	CJ	2600-B-0002			CENTRAL JAIL
MAR-16-2023 12:19 am	CJ	R-6051-0004	-		CHECK-IN FROM TEMP LOC
MAR-15-2023 11:15 am				IRCO	IRC MALE INMATES OUT OF COURTLINE TO HSE
MAR-15-2023 09:56 am				IRCI	IRC OLDSIDE IN FOR COURT
MAR-15-2023 09:56 am				CRTL	IRC OLDSIDE IN TRANSFERTO PDC
MAR-15-2023 07:11 am	CJ		M81		CRT - LOS ANGELES MUNI CT DIV 81
MAR-15-2023 02:44 am	CJ	6051-R-0004			CENTRAL JAIL
MAR-15-2023 02:12 am				CJC4	MEN'S CENTRAL JAIL CELL 40
MAR-15-2023 02:08 am	CJ	6051			CENTRAL JAIL
MAR-15-2023 02:07 am	IRC	IRCJ			INMATE RECEPTION CENTER
MAR-14-2023 11:47 am	IRC	IRCL			CUSTODY LINE
MAR-14-2023 11:47 am	IRC	-IRCC-	-		CHECK-IN FROM TEMP LOC
MAR-14-2023 11:36 am	IRC		12A		T - TRANSFER TO GP
MAR-14-2023 09:35 am	IRC	IRCC			CLINIC
MAR-14-2023 08:55 am	IRC	IRCA			CLASSIFICATION

MAR-14-2023 07:49 am	IRC	IRBF			BOOKING FRONT
MAR-14-2023 12:15 am	LAPD	4273			LAPD PARKER JAIL DIV
IRC locations in RED		TEMPORARY locations in BLUE		DIMMS locations in GREEN	



DSB Custody Automation Unit 06/25/2007

# **Exhibit J**

Date	Shift	Reported > 24 hr	Reported # Overflow	True > 24
2/23/2023	PM	43	30	73
2/24/2023	EM	36	32	68
2/24/2023	AM	26	59	85
2/24/2023	PM	26	79	105
2/25/2023	EM	10	77	87
2/25/2023	AM	3	76	79
2/25/2023	PM	missing	missing	0
2/26/2023	EM	1	not reported	unk
2/26/2023	AM	0	60	60
2/26/2023	PM	0	50	50
2/27/2023	EM	0	43	43
2/27/2023	AM	0	25	25
2/27/2023	PM	2	25	27
2/28/2023	EM	2	23	25
2/28/2023	AM	2	4	6
2/28/2023	PM	2	0	2



# **Exhibit K**



**[01:33:05] Patti Giggans :** Max, Katie, is there any way that you can weigh in on that in terms of [chuckles] urgency around that food and medicine? It's got to be pretty basic.

**[01:33:18] Cathleen Beltz:** They both speak to basic human needs, which we've indicated are not being met for many of the patients, unfortunately. The department acknowledges that it's not happening. There are times, especially with the severely mentally ill patients, unless they're conserved or they've been designated missed or fist misdemeanor incompetent to stand trial or felony incompetent to stand trial, or unless they're in one of the mere 32 licensed beds, they can't be forced medicated, which raises other issues.

The idea of forced medication is problematic in itself, but I have to say in this system, it is truly the most humane practice. If patients are unsafe and if they psychiatrically decompensated, they oftentimes won't take their meds when offered, but the issue remains they must be offered medications consistently.

Again, the reason that the FIP step-down program is so successful is those patients take their meds with the support and the kindness and compassion from the mental health assistance and the staff who work in those units who are absolutely incredible. They become medication compliant. It's a huge problem, both in terms of their willingness to be medication compliant, their capacity to be medication compliant, but then also there are absolutely issues with consistent provision of medication and then meals that they've been eating cold meals for the much better part of a year with COVID. Then perhaps also certainly related to what the assistant sheriff indicated, staffing cuts and things, but certainly a problem.

**[01:34:55] Max Huntsman:** At the risk of being a broken record, the thing about the staffing cuts, I just was on a call yesterday with the CEO's office talking about the year-to-year number of staff in the sheriff's department, and it's up from last year. I don't know about the staffing cuts. I know there's been some financial cuts, but in terms of the staff available, there's staff.

Our problem is deeper than that. It isn't just about exactly how much money anybody has for somebody, it isn't about the couple thousand people who haven't been transferred to the state. It's much more systemic and problematic and has existed for years. The state itself had to depopulate its state prisons because of a federal lawsuit, and they were ordered to do so by a federal judge. The reason was failure to comply with the constitution through medical care.

When you overcrowd people in a lockdown facility, medical care is where you get the first bottleneck. It's not a surprise that that's where we're feeling the heat. It's not a coincidence that our report over a year ago about having to release people and it isn't a cooperation with justice partners. It's take the keys, unlock the door, and dump people until you get 12,000.

I realize that's not the way we want to do it, but the Constitution doesn't give us choices. It says if you are treating people unfairly, you can do it. The reason I bring this up again is because just recently, the BSCC, which rates us at the 12,400



File name: Civilian Oversight Commission Meeting-September 23, 2021.mp4

amount, just issued a notice to the county regarding juvenile facilities that were out of compliance for our halls. If we don't get in compliance within 60 days, they're going to shut them down.

**[01:36:30] [END OF AUDIO]**



File name: Civilian Oversight Commission Meeting-September 23, 2021.mp4



## Certificate of Accuracy

### Transcription of **Civilian Oversight Commission Meeting-September 23, 2021.mp4** in English

As an authorized representative of GoTranscript LTD, a professional transcription services agency, I, Mindaugas Caplinskas hereby certify that the above-mentioned document has been transcribed by an experienced, qualified and competent professional transcriber, fluent in the above-mentioned language and that, in my best judgement, the transcribed text truly reflects the content, meaning, and style of the original audio file and constitutes in every respect a complete and accurate transcription of the original audio. This audio file has not been transcribed for a family member, friend, or business associate.

This is to certify the correctness of the transcription only. I do not make any claims or guarantees about the authenticity of the content of the original audio file. Further, GoTranscript LTD assumes no liability for the way in which the transcription is used by the customer or any third party, including end-users of the transcription.

A copy of this transcription is attached to this certification.

Signed on **01 April 2023**

Signed	<u>MindCaplin</u>
Name	<u>Mindaugas Caplinskas</u>
Position	<u>CEO</u>

Mindaugas Caplinskas, CEO of GoTranscript LTD

**Address:** 166, College Road, Harrow, Middlesex, HA11BH, United Kingdom  
**Phone number:** +1 (831) 222-8398 **Email:** support@gotranscript.com **Website:**  
[www.gotranscript.com](http://www.gotranscript.com)

# **Exhibit L**



**[02:24:26] Belavich:** If I could jump in as well on that, assistant sheriff. As the assistant sheriff said, there are several factors involved there. One of the factors in reducing the 24-hour clock has to do with the flow of the inmates or the patients that come in. If we're lucky enough that patients trickle in, they can be seen quite quickly by healthcare, assessed, and dispositioned. That's not ever the case. What happens is we get two to 300 individuals all coming at once around four in the afternoon that all need to be processed. There's no way for healthcare to staff that way because I would need to put 40, 60, 80 clinicians down there to move them through quickly.

Even if we were able to do that, housing them would become a glut. The real problem is how they come to us en masse. Also, to go back to the original question of the IRC and the issues in the IRC, I think it's important that we also point out to you that the issues in the IRC are a symptom of the fact that we don't have the beds to place people in once they're dispositioned. Processing them is one thing, but getting them an appropriate bed is another thing. That's where we really find the hang-up. Again, it has to do with the population we're trying to serve.

Even though we only have, and I say "only" in quotes, we only have 14,500, and that's in comparison to the 17,000 we used to have. We have a much more difficult time finding housing for these individuals because the makeup of the population has so significantly changed. There are close to 6,900 individuals in mental health programs today. That is a vast difference from six or seven years ago when we had 3,500. As I said last week when I was speaking to the Board of Supervisors, we will not be able to care for this population when it is comprised of this. There are just not enough beds to serve the population.

Again, the IRC issue is true and a true issue in and of itself, but it's also a symptom of a different issue.

**[02:26:56] Tracy:** Thank you. We have a question from our Inspector General, Max Huntsman.

**[02:26:59] Max:** I wanted to jump in and just repeat what Dr. Belavich just said because it's really important. He spoke at the Board of Supervisors last week and told them that based on the legal settlement agreements, we currently have the court orders. We cannot be in compliance with any increase in budget or any kind of additional capacity within our current jail system for certain of the conditions. There are some that we can be beefing things up

As he described here, there's some mechanical problems and there's things you can do to address such as the spike of people entering it a particular time could be addressed through a more comprehensive bus fleet that would bring people in at different times and then would allow medical staff to process them. The fundamental problem of insufficient housing within our jail facilities will not change. As long as we are as substantially above the cap on the BSCC as we are, we will continue to have these problems.



As Dr. Belavich told you, IRC is merely a symptom of general overcrowding. It can be improved as a bottleneck, but the overcrowding problem cannot be eliminated. Just the previous weekend I went down to the jails because there was an attempt by the population management bureau to convert a specialized kind of mental health care facility to just a more generic version of just warehousing people. That shows you the difficulty of trying to cram this number of people into the facilities we have.

I just want to repeat what I think Dr. Belavich said accurately last week and said again just now is that we really must, to comply with our constitutional legal obligations, bring down the population of the jail. We have the tools. We have the legal tools available to us, and I will go into the details of how, but it's something that needs to be done immediately, needed to be done years ago.

**[02:29:08] [END OF AUDIO]**





## Certificate of Accuracy

### Transcription of **Civilian Oversight Commission Meeting, January 19, 2023.mp4** in English

As an authorized representative of GoTranscript LTD, a professional transcription services agency, I, Mindaugas Caplinskas hereby certify that the above-mentioned document has been transcribed by an experienced, qualified and competent professional transcriber, fluent in the above-mentioned language and that, in my best judgement, the transcribed text truly reflects the content, meaning, and style of the original audio file and constitutes in every respect a complete and accurate transcription of the original audio. This audio file has not been transcribed for a family member, friend, or business associate.

This is to certify the correctness of the transcription only. I do not make any claims or guarantees about the authenticity of the content of the original audio file. Further, GoTranscript LTD assumes no liability for the way in which the transcription is used by the customer or any third party, including end-users of the transcription.

A copy of this transcription is attached to this certification.

Signed on **01 April 2023**

Signed	<u>MindCaplin</u>
Name	<u>Mindaugas Caplinskas</u>
Position	<u>CEO</u>

Mindaugas Caplinskas, CEO of GoTranscript LTD

**Address:** 166, College Road, Harrow, Middlesex, HA11BH, United Kingdom  
**Phone number:** +1 (831) 222-8398 **Email:** support@gotranscript.com **Website:**  
[www.gotranscript.com](http://www.gotranscript.com)

# **Exhibit M**



**Commissioner Clayton-Johnson:** I have a couple of questions and I want to open it up to commissioners as well. This is related to the rated capacity, current occupancy question, and it came up in our last meeting via an inspection that was done in Pitches. As we know that folks are being moved from Twin Towers to MCG and to some of the units and Pitches. Are there any guidelines for legal parameters that allow for the housing or the occupancy to go over the rated capacity or the guidelines to go over the guidelines that are laid out in Title 24 for what the occupancy should be in this type of units?

**Dr. Belavich:** I'd have to defer to custody on the rated capacity that issue.

**Clayton-Johnson:** [unintelligible 00:09:19] since we have you vote on, is this something you can help us understand?

**Commander Macias:** Sure. I'll try to share with you as best as I can. Your question is for what facility?

**Commissioner Clayton-Johnson:** I think it's in general. We are looking at the expansion since folks are moving to Pitches, our understanding is that Title 24 creates a particular limit on how many people can be held in those dorms and via our observations, the number is higher than that. Is there a legal or some type of guideline that allows for that under certain conditions that we should be aware of?

**Commander Macias:** We have a BSC-rated capacity which has always been a recommended operational capacity to allow for [unintelligible 00:10:06] space. We also have a facility capacity and right now, we're under the facility capacity from North. Each module has four sectors and there's 96 that is capped for each one, so that would be 384 per module. However, [unintelligible 00:10:26] is on the line. We try to keep them under 80 because they're MOH, to keep the anxiety lower so they could be easier to manage.

A lot of the numbers are even lower. I think when we started placing MOHs up there, we initially started with 60, and then moved up depending on operational capacity from both RN and our partners at CHS. Some may have 70, 63, very ancient, but they're not at the 96 capacity.

**Dr. Belavich:** To jump on that, if we're talking about North specifically, that's correct. It's my understanding that their "capacity" is 96, but I've advocated for no more than 80 P2s per dorm.

**Commissioner Clayton-Johnson:** Thank you. I'm going to ask Commissioner Eric or Commissioner [unintelligible 00:11:21] any follow up questions from your observations there.

**Commissioner Miller:** One of the things we've been trying to work out is whether overcrowding undermines treatment because my reading of Title 24 says the capacity for dorms ought to be 64 people and [unintelligible 00:11:56], I think in one of our last meetings agreed that the maximum was 65. The capacity which is

File name: SBC Meeting 3.15.2023.mp3



North is 80, and when Commissioner Brown and I were there, they were somewhere between 70 and 78, I think it was per dorm, except for the ones that were in quarantine.

We've also in Central Jail observed medium observation housing in which has been significantly more than 80 people up into the 90s, I believe, and triple bunked. Especially with triple bunking in main Central Jail, one that we've been trying to-- We've spoken to different people try to get an answer as whether this has an impact on their mental health in those facilities [unintelligible 00:13:06] whether that is an issue.

**Dr. Belavich:** I think two issues there that I'd like to address. The first is North, actually at North, that they had been running those dorms at 96 for years. When we started the program in 2016, that's when we set the limit of 80. We did that in agreement with both custody and our DOJ partners.

Actually, when you go up there, they do well in dorms of 80, definitely as opposed to 96. I don't think that we would see a drastic improvement or positive change by reducing it by 20 more individuals. I feel very confident about the 80 that we've set as a limit up there. That is one issue completely separate from what's going on in Men's Central Jail. Just the setting in general of Men's Central Jail is not a good place to have mentally ill individuals and I advocate against it and I know my custody partners advocate against it, but without any other options for housing, we are left with that. I don't believe that that Men's Central Jail is a good place to have anyone who's mentally ill.

**[00:14:34] [END OF AUDIO]**



## Certificate of Accuracy

### Transcription of **SBC Meeting 3.15.2023.mp3** in **English**

As an authorized representative of GoTranscript LTD, a professional transcription services agency, I, Mindaugas Caplinskas hereby certify that the above-mentioned document has been transcribed by an experienced, qualified and competent professional transcriber, fluent in the above-mentioned language and that, in my best judgement, the transcribed text truly reflects the content, meaning, and style of the original audio file and constitutes in every respect a complete and accurate transcription of the original audio. This audio file has not been transcribed for a family member, friend, or business associate.

This is to certify the correctness of the transcription only. I do not make any claims or guarantees about the authenticity of the content of the original audio file. Further, GoTranscript LTD assumes no liability for the way in which the transcription is used by the customer or any third party, including end-users of the transcription.

A copy of this transcription is attached to this certification.

Signed on **02 April 2023**

Signed	<u>MindCaplin</u>
Name	<u>Mindaugas Caplinskas</u>
Position	<u>CEO</u>

Mindaugas Caplinskas, CEO of GoTranscript LTD

**Address:** 166, College Road, Harrow, Middlesex, HA11BH, United Kingdom  
**Phone number:** +1 (831) 222-8398 **Email:** support@gotranscript.com **Website:**  
[www.gotranscript.com](http://www.gotranscript.com)

# **Exhibit N**



## Population Management Bureau Daily Inmate Statistics

**Tuesday**

**3/28/2023**

BOOKINGS AND RELEASES 3/27/2023	BOOKINGS	RELEASES	COURT RELEASES	TOTAL RELEASES	Difference Bookings/ Releases
MALES (INMATE RECEPTION CENTER)	203	128	0	128	75
FEMALES (CRDF RECEPTION CENTER)	31	15	0	15	16
<b>TOTALS</b>	<b>234</b>	<b>143</b>	<b>0</b>	<b>143</b>	<b>91</b>

*Community Based Alternatives To Custody Programs (CBAC) and Community Transition Unit (CTU)*

PROGRAM	MALES	FEMALES	TOTAL
ELECTRONIC MONITORING	12	0	12
WORK RELEASE	18	0	18
WORK RELEASE WEEKENDERS	20	1	21
TREATMENT SERVICES	11	2	13
<b>TOTAL</b>	<b>61</b>	<b>3</b>	<b>64</b>

*Alternatives To Incarceration*

FIRE CAMP CDCR PROGRAM	MALES	FEMALES	TOTAL
FCMP FIRE CAMP	5	0	5

INMATE STATION WORKERS	MALES
STATION WORKERS (MALES)	66

**Inmate Count: 3/28/2023**

**Tuesday**

**at 0600 hrs**

FACILITY	BSCC RATED CAPACITY	FACILITY CAPACITY	OVERFLOW CAPACITY	ADJUSTED CAPACITY	NON WORKING BEDS	CLOSED BEDS	FUNCTIONAL BEDS	AVAILABLE GP BEDS	AVAILABLE RESTRICTED BEDS	TOTAL AVAILABLE BEDS	OCCUPIED	
PDC EAST FACILITY	926	1,878	30	1,908	0	1,662	246	0	213	213	33	
PDC NORTH FACILITY	830	1,600	0	1,600	2	221	1,377	0	167	167	1,210	
PDC SOUTH FACILITY	782	1,540	0	1,540	15	132	1,393	240	162	402	991	
NORTH COUNTY CORRECTIONAL FACILITY	2,214	4,344	0	4,344	8	220	4,116	339	195	534	3,582	
<b>PDC TOTAL</b>	<b>4,752</b>	<b>9,362</b>	<b>30</b>	<b>9,392</b>	<b>25</b>	<b>2,235</b>	<b>7,132</b>	<b>579</b>	<b>737</b>	<b>1,316</b>	<b>5,816</b>	
CENTRAL JAIL	3,512	4,655	0	4,655	488	71	4,096	100	377	477	3,619	
CENTRAL JAIL OUTPATIENT CLINIC	*NR	601	0	601	9	42	550	0	184	184	366	
TWIN TOWERS CORRECTIONAL FACILITY-TOWER 1	1,238	2,034	0	2,034	12	261	1,761	0	535	535	1,226	
TWIN TOWERS CORRECTIONAL FACILITY-TOWER 2	1,194	1,801	392	2,193	43	733	1,417	0	283	283	1,134	
<b>CJ &amp; TTCF MALE TOTAL</b>	<b>5,944</b>	<b>9,091</b>	<b>392</b>	<b>9,483</b>	<b>552</b>	<b>1,107</b>	<b>7,824</b>	<b>100</b>	<b>1,379</b>	<b>1,479</b>	<b>6,345</b>	
CENTURY REGIONAL DETENTION FACILITY (FEMALES)	1,708	2,249	409	2,658	10	311	2,337	218	415	863	1,474	
<b>CRDF FEMALE TOTAL</b>	<b>1,708</b>	<b>2,249</b>	<b>409</b>	<b>2,658</b>	<b>10</b>	<b>311</b>	<b>2,337</b>	<b>218</b>	<b>415</b>	<b>863</b>	<b>1,474</b>	
CORRECTIONAL TREATMENT CENTER (MSB) MALES											106	
CORRECTIONAL TREATMENT CENTER (MSB) FEMALES											16	
<b>CORRECTIONAL TREATMENT CENTER TOTAL</b>	<b>*NR</b>	<b>196</b>	<b>0</b>	<b>196</b>	<b>0</b>	<b>0</b>	<b>196</b>	<b>0</b>	<b>74</b>	<b>74</b>	<b>122</b>	
LCMC JAIL WARDS MALE											28	
LCMC JAIL WARDS FEMALE											6	
<b>LCMC JAIL WARD TOTAL</b>	<b>*NR</b>	<b>40</b>	<b>0</b>	<b>40</b>	<b>0</b>	<b>0</b>	<b>40</b>	<b>0</b>	<b>6</b>	<b>6</b>	<b>34</b>	
<b>OCCUPIED TOTAL</b>		<b>20,938</b>	<b>831</b>	<b>21,769</b>	<b>587</b>	<b>3,653</b>	<b>17,529</b>	<b>897</b>	<b>2,611</b>	<b>3,738</b>	<b>13,791</b>	
INMATE RECEPTION CENTER											195	
CRDF RECEPTION CENTER											2	
<b>RECEPTION CENTERS TOTAL</b>											<b>197</b>	
<b>TOTAL BSCC RATED CAPACITY</b>	<b>12,404</b>											
											<b>MALE DIVISION TOTAL</b>	<b>12,490</b>
											<b>FEMALE DIVISION TOTAL</b>	<b>1,498</b>
											<b>CUSTODY DIVISION TOTAL</b>	<b>13,988</b>
<b>GRAND TOTAL INCLUDES ATC (ALTERNATIVE TO CUSTODY), FIRE CAMP AND STATION WORKERS.</b>											<b>MALE ATC TOTAL</b>	<b>132</b>
											<b>FEMALE ATC TOTAL</b>	<b>3</b>
											<b>GRAND TOTAL</b>	<b>14,123</b>

*Fire Camp Program Count: Inmates housed at a CDCR Fire Camp.  
 Fire Camp Training Count: Inmates housed at PDC East.  
 BSCC Rated Capacity: Inspection date 2020  
 \*NR: Capacity not rated by BSCC  
 Facility Capacity: Total beds reported by each facility.  
 Overflow Capacity: Total dayroom beds added to each facility.  
 Adjusted Capacity: Total number of Facility Capacity + Overflow Capacity  
 Available "RESTRICTED" Beds: Inmate Workers, Medical, Discipline, School, Child Sex Crimes, LGBT, K-10, K-1, SVP, Etc.  
 CRDF Reception Center BSCC: Includes Module 1400 - Receiving Housing  
 As of 5/19/15 the Division Grand Total includes CBAC/CTU and Fire Camp  
 California Code of Regulations Title 15, Crime Prevention and Corrections 3274. Inmate Count (a) "A physical count of all inmates shall be taken."*

This summary data document was created by the Los Angeles County Sheriff's Department as an internal population management tool. The information contained within this report is deemed accurate only as of the generation date and time due to the constant, dynamic change of the population. The Department makes no warranties, express or implied, as to the fitness of this information for any purpose, or with respect to results obtained by individuals or other entities resulting from the use of any such information. This report has been compiled on a best efforts basis, and, the information is subject to daily change.



## Population Management Bureau Daily Inmate Statistics

**Tuesday**

**9/6/2022**

BOOKINGS AND RELEASES 9/5/2022	BOOKINGS	RELEASES	COURT RELEASES	TOTAL RELEASES	Difference Bookings/ Releases
MALES (INMATE RECEPTION CENTER)	59	38	0	38	21
FEMALES (CRDF RECEPTION CENTER)	13	8	0	8	5
<b>TOTALS</b>	<b>72</b>	<b>46</b>	<b>0</b>	<b>46</b>	<b>26</b>

*Community Based Alternatives To Custody Programs (CBAC) and Community Transition Unit (CTU)*

PROGRAM	MALES	FEMALES	TOTAL
ELECTRONIC MONITORING	9	3	12
WORK RELEASE	14	3	17
WORK RELEASE WEEKENDERS	24	2	26
TREATMENT SERVICES	4	3	7
<b>TOTAL</b>	<b>51</b>	<b>11</b>	<b>62</b>

*Alternatives To Incarceration*

FIRE CAMP CDCR PROGRAM	MALES	FEMALES	TOTAL
FCMP FIRE CAMP	4	0	4

INMATE STATION WORKERS	MALES
STATION WORKERS (MALES)	58

**Inmate Count: 9/6/2022**

**Tuesday**

**at 0600 hrs**

FACILITY	BSCC RATED CAPACITY	FACILITY CAPACITY	OVERFLOW CAPACITY	ADJUSTED CAPACITY	NON WORKING BEDS	CLOSED BEDS	FUNCTIONAL BEDS	AVAILABLE GP BEDS	AVAILABLE RESTRICTED BEDS	TOTAL AVAILABLE BEDS	OCCUPIED	
PDC EAST FACILITY	926	1,878	30	1,908	0	1,782	126	0	95	95	31	
PDC NORTH FACILITY	830	1,600	0	1,600	4	306	1,290	0	274	274	1,016	
PDC SOUTH FACILITY	782	1,540	0	1,540	15	322	1,203	85	229	314	889	
NORTH COUNTY CORRECTIONAL FACILITY	2,214	4,344	0	4,344	56	236	4,052	193	179	372	3,680	
<b>PDC TOTAL</b>	<b>4,752</b>	<b>9,362</b>	<b>30</b>	<b>9,392</b>	<b>75</b>	<b>2,646</b>	<b>6,671</b>	<b>278</b>	<b>777</b>	<b>1,055</b>	<b>5,616</b>	
CENTRAL JAIL	3,512	4,654	0	4,654	325	110	4,219	31	251	282	3,937	
CENTRAL JAIL OUTPATIENT CLINIC	*NR	601	0	601	50	0	551	0	210	210	341	
TWIN TOWERS CORRECTIONAL FACILITY-TOWER 1	1,238	2,034	0	2,034	30	193	1,811	0	528	528	1,283	
TWIN TOWERS CORRECTIONAL FACILITY-TOWER 2	1,194	1,817	420	2,237	69	526	1,642	0	304	304	1,338	
<b>CJ &amp; TTCF MALE TOTAL</b>	<b>5,944</b>	<b>9,106</b>	<b>420</b>	<b>9,526</b>	<b>474</b>	<b>829</b>	<b>8,223</b>	<b>31</b>	<b>1,293</b>	<b>1,324</b>	<b>6,899</b>	
CENTURY REGIONAL DETENTION FACILITY (FEMALES)	1,708	2,240	418	2,658	18	411	2,229	314	415	702	1,527	
<b>CRDF FEMALE TOTAL</b>	<b>1,708</b>	<b>2,240</b>	<b>418</b>	<b>2,658</b>	<b>18</b>	<b>411</b>	<b>2,229</b>	<b>314</b>	<b>415</b>	<b>702</b>	<b>1,527</b>	
CORRECTIONAL TREATMENT CENTER (MSB) MALES											108	
CORRECTIONAL TREATMENT CENTER (MSB) FEMALES											16	
<b>CORRECTIONAL TREATMENT CENTER TOTAL</b>	<b>*NR</b>	<b>196</b>	<b>0</b>	<b>196</b>	<b>0</b>	<b>0</b>	<b>196</b>	<b>0</b>	<b>72</b>	<b>72</b>	<b>124</b>	
LCMC JAIL WARDS MALE											20	
LCMC JAIL WARDS FEMALE											4	
<b>LCMC JAIL WARD TOTAL</b>	<b>*NR</b>	<b>40</b>	<b>0</b>	<b>40</b>	<b>0</b>	<b>0</b>	<b>40</b>	<b>0</b>	<b>16</b>	<b>16</b>	<b>24</b>	
<b>OCCUPIED TOTAL</b>		<b>20,944</b>	<b>868</b>	<b>21,812</b>	<b>567</b>	<b>3,886</b>	<b>17,359</b>	<b>623</b>	<b>2,573</b>	<b>3,169</b>	<b>14,190</b>	
INMATE RECEPTION CENTER											280	
CRDF RECEPTION CENTER											1	
<b>RECEPTION CENTERS TOTAL</b>											<b>281</b>	
<b>TOTAL BSCC RATED CAPACITY</b>	<b>12,404</b>											
											MALE DIVISION TOTAL	12,923
											FEMALE DIVISION TOTAL	1,548
											<b>CUSTODY DIVISION TOTAL</b>	<b>14,471</b>
<b>GRAND TOTAL INCLUDES ATC (ALTERNATIVE TO CUSTODY), FIRE CAMP AND STATION WORKERS.</b>											MALE ATC TOTAL	113
											FEMALE ATC TOTAL	11
											<b>GRAND TOTAL</b>	<b>14,595</b>

*Fire Camp Program Count: Inmates housed at a CDCR Fire Camp.  
 Fire Camp Training Count: Inmates housed at PDC East.  
 BSCC Rated Capacity: Inspection date 2020  
 \*NR: Capacity not rated by BSCC  
 Facility Capacity: Total beds reported by each facility.  
 Overflow Capacity: Total dayroom beds added to each facility.  
 Adjusted Capacity: Total number of Facility Capacity + Overflow Capacity  
 Available "RESTRICTED" Beds: Inmate Workers, Medical, Discipline, School, Child Sex Crimes, LGBT, K-10, K-1, SVP, Etc.  
 CRDF Reception Center BSCC: Includes Module 1400 - Receiving Housing  
 As of 5/19/15 the Division Grand Total includes CBAC/CTU and Fire Camp  
 California Code of Regulations Title 15, Crime Prevention and Corrections 3274. Inmate Count (a) "A physical count of all inmates shall be taken."*

This summary data document was created by the Los Angeles County Sheriff's Department as an internal population management tool. The information contained within this report is deemed accurate only as of the generation date and time due to the constant, dynamic change of the population. The Department makes no warranties, express or implied, as to the fitness of this information for any purpose, or with respect to results obtained by individuals or other entities resulting from the use of any such information. This report has been compiled on a best efforts basis, and, the information is subject to daily change.

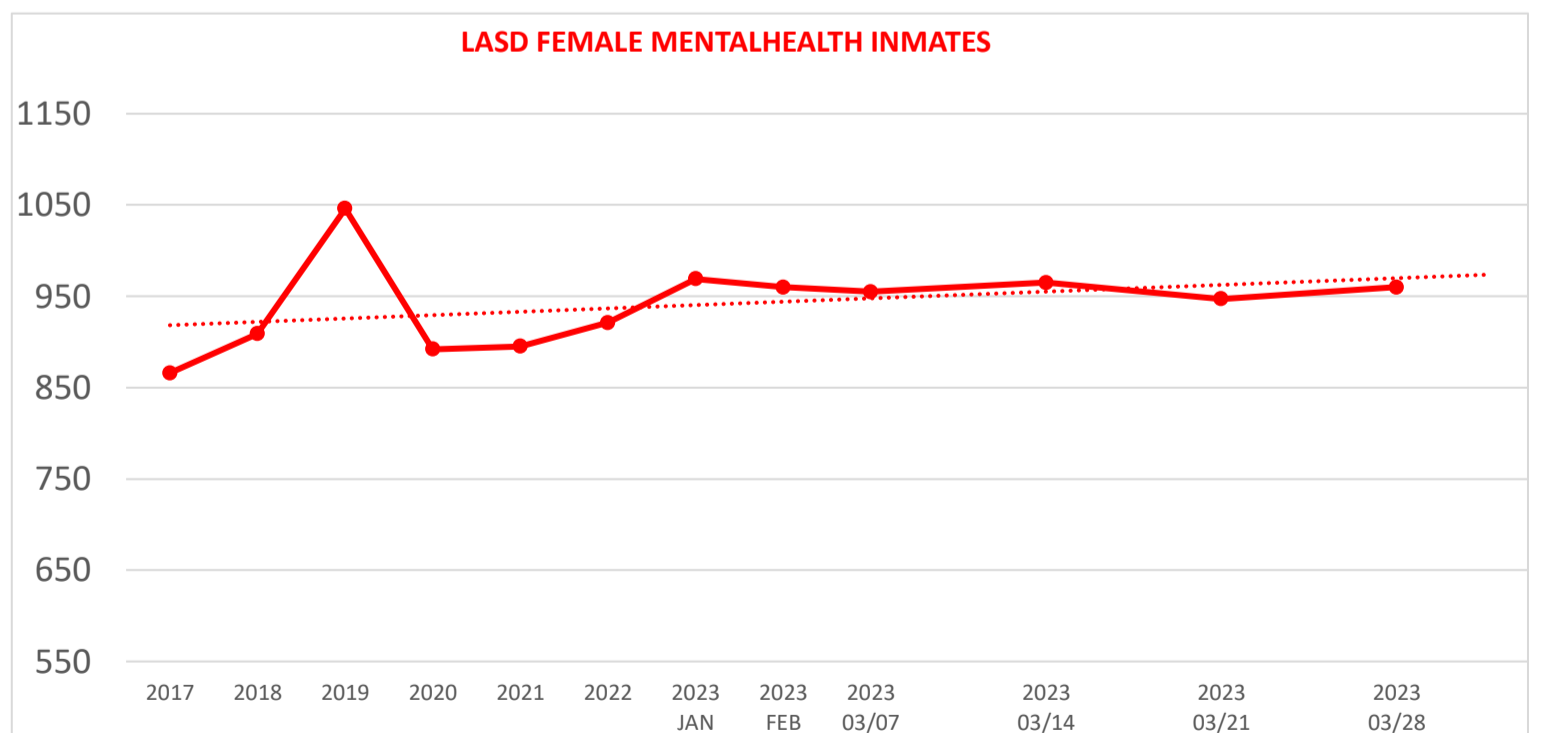
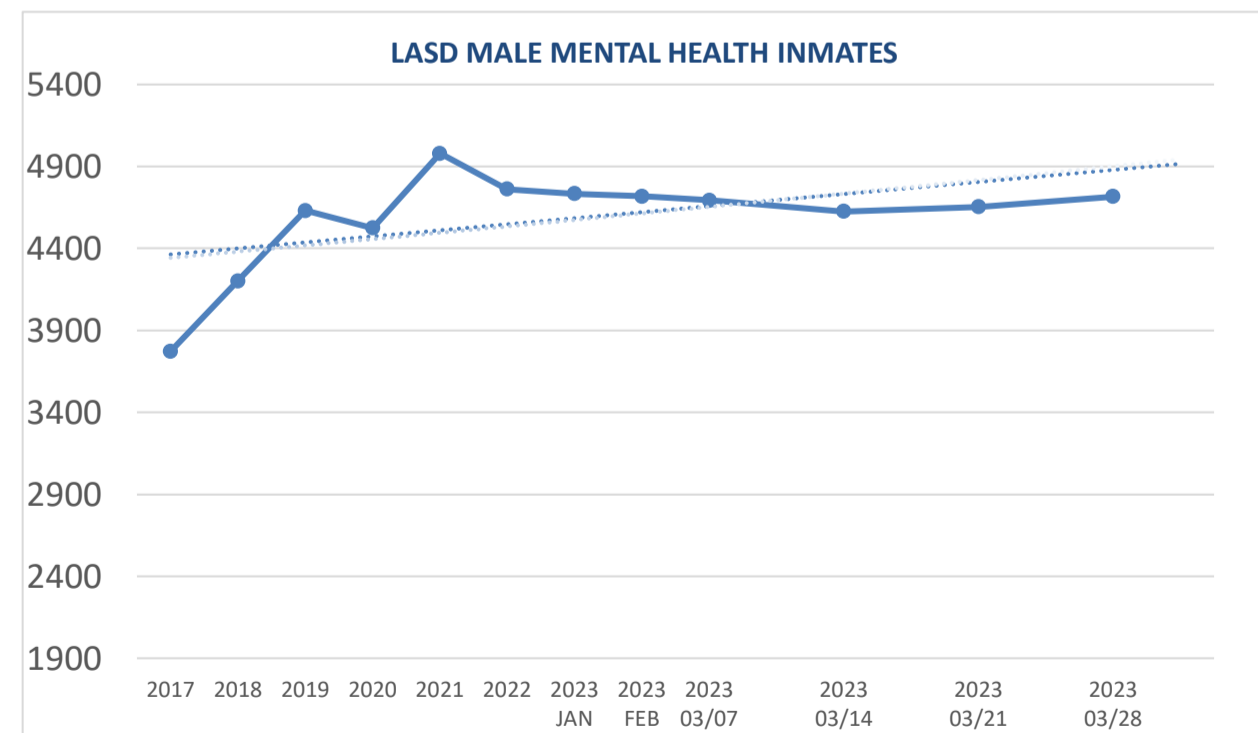


# **Exhibit O**

**LASD Mental Health Count 03/28/2023**

		2017	2018	2019	2020	2021	2022	2023 JAN	2023 FEB	2023 03/07	2023 03/14	2023 03/21	2023 03/28												
<b>MALE</b>	HOH - SM - FIP	26	24	25	25	28	22	22	25	25	24	23	25												
	HOH - SM	636	842	705	970	711	1016	705	894	745	1006	841	1132	955	1258	938	1260	872	1201	934	1204	973	1234	950	1227
	HOH - DM	180	241	280	164	233	269	281	297	304	246	238	252												
	MOH - SM - K10	59	80	89	87	92	103	128	2695	141	2691	157	2763	156	2715	148	2718	147	2785						
	MOH	2170	2336	2369	2056	2143	2356	2448	2547	2650	2567	2695	2550	2691	2606	2763	2559	2715	2570	2718	2638	2785			
	GPm - MCJ	661	753	1002	1237	1070	618	478	463	424	422	412	422												
	GPm - TTCF	28	39	64	70	53	42	980	30	780	30	767	28	730	27	707	30	702	36	705					
	GPm - PDC	12	24	90	180	403	320	272	274	278	258	260	247	705											
<b>Total</b>	<b>3772</b>	<b>4202</b>	<b>4630</b>	<b>4524</b>	<b>4980</b>	<b>4762</b>	<b>4733</b>	<b>4718</b>	<b>4718</b>	<b>4694</b>	<b>4626</b>	<b>4654</b>	<b>4717</b>												
<b>MALE Division Total</b>	<b>14782</b>	<b>14728</b>	<b>14886</b>	<b>12713</b>	<b>13252</b>	<b>12386</b>	<b>12947</b>	<b>12835</b>	<b>12696</b>	<b>12629</b>	<b>12539</b>	<b>12490</b>													
<b>% OF MALE Mental Health Population</b>	<b>26%</b>	<b>29%</b>	<b>31%</b>	<b>36%</b>	<b>38%</b>	<b>38%</b>	<b>37%</b>	<b>37%</b>	<b>37%</b>	<b>37%</b>	<b>37%</b>	<b>38%</b>													
<b>FEMALE</b>	HOH - SM - FIP	9	8	7	5	4	7	6	5	6	7	8	6												
	HOH - SM	217	273	212	275	230	326	199	258	232	299	208	348	158	399	169	388	182	380	169	394	174	402	177	409
	HOH - DM	47	55	89	54	63	133	235	214	192	218	220	226												
	MOH	257	298	379	295	301	351	357	351	350	340	319	329												
	GPm	336	336	341	339	295	222	213	221	225	231	226	222												
	<b>Total</b>	<b>866</b>	<b>909</b>	<b>1046</b>	<b>892</b>	<b>895</b>	<b>921</b>	<b>969</b>	<b>960</b>	<b>955</b>	<b>965</b>	<b>947</b>	<b>960</b>												
<b>FEMALE Division Total</b>	<b>2242</b>	<b>2182</b>	<b>2184</b>	<b>1499</b>	<b>1325</b>	<b>1421</b>	<b>1463</b>	<b>1459</b>	<b>1461</b>	<b>1465</b>	<b>1486</b>	<b>1498</b>													
<b>% OF FEMALE Mental Health Population</b>	<b>39%</b>	<b>42%</b>	<b>48%</b>	<b>60%</b>	<b>68%</b>	<b>65%</b>	<b>66%</b>	<b>66%</b>	<b>65%</b>	<b>66%</b>	<b>64%</b>	<b>64%</b>													
<b>Combined Mental Health total</b>	<b>4638</b>	<b>5111</b>	<b>5676</b>	<b>5416</b>	<b>5875</b>	<b>5683</b>	<b>5702</b>	<b>5678</b>	<b>5649</b>	<b>5591</b>	<b>5601</b>	<b>5677</b>													
<b>ADIP</b>	<b>17024</b>	<b>16910</b>	<b>17070</b>	<b>14212</b>	<b>14577</b>	<b>13807</b>	<b>14410</b>	<b>14294</b>	<b>14157</b>	<b>14094</b>	<b>14025</b>	<b>13988</b>													
<b>% of Mental Health Population</b>	<b>27%</b>	<b>30%</b>	<b>33%</b>	<b>38%</b>	<b>40%</b>	<b>41%</b>	<b>40%</b>	<b>40%</b>	<b>40%</b>	<b>40%</b>	<b>40%</b>	<b>41%</b>													

**\*\*Should be noted the numbers provided weekly are a snapshot of the day \*\* This summary data document was created by the Los Angeles County Sheriff's Department as an internal population management tool. The information contained within this report is deemed accurate only as of the generation date and time due to the constant, dynamic change of the population. The Department makes no warranties, express or implied, as to the fitness of this information for any purpose, or with respect to results obtained by individuals or other entities resulting from the use of any such information. The report has been compiled on a best efforts basis, and, the information is subject to daily change.**

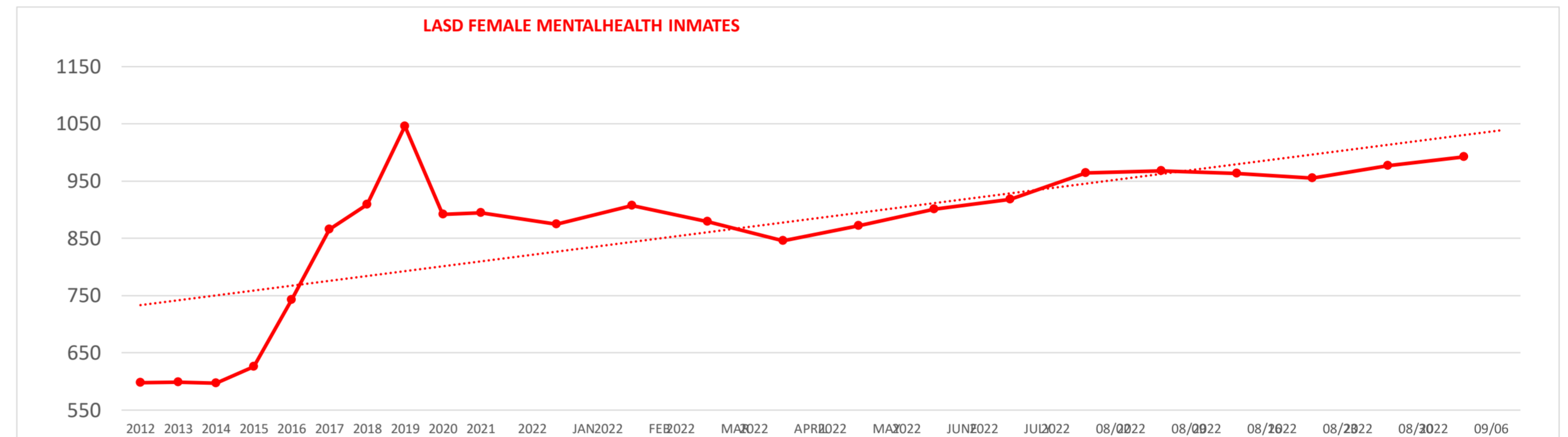
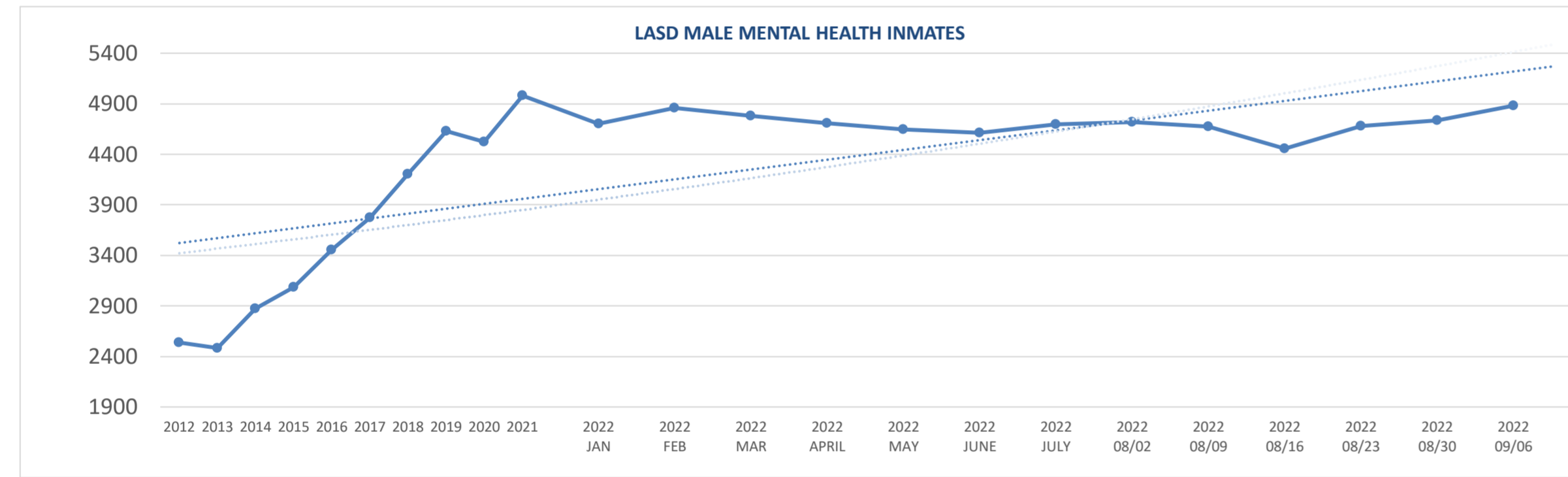


LASD Mental Health Count 09/06/22

		2012	2013	2014	2015	2016	2017	2018	2019	2020	2021	2022 JAN	2022 FEB	2022 MAR	2022 APRIL	2022 MAY	2022 JUNE	2022 JULY	2022 08/02	2022 08/09	2022 08/16	2022 08/23	2022 08/30	2022 09/06		
<b>MALE</b>	HOH - SM - FIP	25	25	24	26	28	26	24	25	25	28	21	24	22	23	21	19	20	23	16	18	18	23	23		
	HOH - SM	255	355	329	475	564	636	705	711	705	745	742	703	728	779	767	846	865	884	869	833	826	917	917		
	HOH - DM	75	96	122	139	158	180	241	280	164	233	247	250	230	232	257	320	238	244	222	250	300	310	1250		
	MOH - SM - K10	N/A	1301	1582	1848	2057	2229	2416	2369	2458	2143	2448	2596	2711	2688	2629	2570	2494	2570	2472	2577	2407	2629	2651	2687	
	MOH	1301	1286	1535	1764	2170	2336	2336	2369	2056	2143	2356	2505	2621	2598	2538	2477	2399	2468	2520	2628	2472	2528	2584	2687	
	GPM - MCI			358	506	615	661	753	1002	1237	1070	689	744	695	694	680	626	593	585	592	580	578	578	592	592	
GPM - TTCF	881	744	443	814	80	24	647	28	701	39	816	64	1156	70	1487	53	1526	52	1098	744	689	744	695	694		
GPM - PDC			13	9	8	12	24	90	180	403	357	372	373	44	1112	40	1042	44	1014	42	981	44	936	942		
<b>Total</b>		<b>2537</b>	<b>2483</b>	<b>2871</b>	<b>3084</b>	<b>3454</b>	<b>3772</b>	<b>4202</b>	<b>4630</b>	<b>4524</b>	<b>4980</b>	<b>4704</b>	<b>4857</b>	<b>4780</b>	<b>4705</b>	<b>4648</b>	<b>4614</b>	<b>4696</b>	<b>4720</b>	<b>4676</b>	<b>4457</b>	<b>4678</b>	<b>4736</b>	<b>4879</b>		
<b>MALE Division Total</b>		<b>15704</b>	<b>16152</b>	<b>16122</b>	<b>14853</b>	<b>14538</b>	<b>14782</b>	<b>14728</b>	<b>14886</b>	<b>12713</b>	<b>13252</b>	<b>11585</b>	<b>12089</b>	<b>11996</b>	<b>11537</b>	<b>11655</b>	<b>11792</b>	<b>12228</b>	<b>12524</b>	<b>12577</b>	<b>12656</b>	<b>12850</b>	<b>12905</b>	<b>12923</b>		
<b>% OF MALE Mental Health Population</b>		<b>16%</b>	<b>15%</b>	<b>18%</b>	<b>21%</b>	<b>24%</b>	<b>26%</b>	<b>29%</b>	<b>31%</b>	<b>36%</b>	<b>38%</b>	<b>41%</b>	<b>40%</b>	<b>40%</b>	<b>41%</b>	<b>40%</b>	<b>39%</b>	<b>38%</b>	<b>38%</b>	<b>37%</b>	<b>35%</b>	<b>36%</b>	<b>37%</b>	<b>38%</b>		
<b>FEMALE</b>	HOH - SM - FIP	9	8	9	11	10	8	6	7	9	8	6	6	8	9	8	8	8	6	6	8	4	4	6	6	
	HOH - SM	97	105	133	152	161	188	199	225	261	217	273	211	275	230	326	198	258	232	299	260	296	250	300	307	
	HOH - DM	N/A	N/A	N/A	N/A	N/A	N/A	26	47	55	83	326	198	258	232	299	260	296	250	300	244	307	247	303	227	317
	MOH	164	178	180	203	212	257	298	379	295	301	344	365	335	323	346	346	349	361	355	367	390	404	403	403	
GPM	329	280	256	224	270	336	341	336	341	339	295	235	242	237	220	209	344	218	220	213	209	201	215	235		
<b>Total</b>		<b>598</b>	<b>599</b>	<b>597</b>	<b>626</b>	<b>743</b>	<b>866</b>	<b>909</b>	<b>1046</b>	<b>892</b>	<b>895</b>	<b>875</b>	<b>907</b>	<b>879</b>	<b>846</b>	<b>872</b>	<b>901</b>	<b>918</b>	<b>964</b>	<b>968</b>	<b>963</b>	<b>955</b>	<b>977</b>	<b>992</b>		
<b>FEMALE Division Total</b>		<b>2339</b>	<b>2535</b>	<b>2559</b>	<b>2196</b>	<b>2075</b>	<b>2242</b>	<b>2182</b>	<b>2184</b>	<b>1499</b>	<b>1325</b>	<b>1350</b>	<b>1367</b>	<b>1317</b>	<b>1293</b>	<b>1342</b>	<b>1343</b>	<b>1396</b>	<b>1469</b>	<b>1487</b>	<b>1491</b>	<b>1512</b>	<b>1529</b>	<b>1548</b>		
<b>% OF FEMALE Mental Health Population</b>		<b>26%</b>	<b>24%</b>	<b>23%</b>	<b>29%</b>	<b>36%</b>	<b>39%</b>	<b>42%</b>	<b>48%</b>	<b>60%</b>	<b>68%</b>	<b>65%</b>	<b>66%</b>	<b>67%</b>	<b>65%</b>	<b>65%</b>	<b>67%</b>	<b>66%</b>	<b>66%</b>	<b>65%</b>	<b>65%</b>	<b>63%</b>	<b>64%</b>	<b>64%</b>		
<b>Combined Mental Health total</b>		<b>3135</b>	<b>3082</b>	<b>3468</b>	<b>3710</b>	<b>4197</b>	<b>4638</b>	<b>5111</b>	<b>5676</b>	<b>5416</b>	<b>5875</b>	<b>5577</b>	<b>5764</b>	<b>5659</b>	<b>5551</b>	<b>5520</b>	<b>5515</b>	<b>5614</b>	<b>5684</b>	<b>5644</b>	<b>5420</b>	<b>5633</b>	<b>5713</b>	<b>5871</b>		
<b>ADIP</b>		<b>18043</b>	<b>18687</b>	<b>18681</b>	<b>17049</b>	<b>16613</b>	<b>17024</b>	<b>16910</b>	<b>17070</b>	<b>14212</b>	<b>14577</b>	<b>12935</b>	<b>13456</b>	<b>13313</b>	<b>12830</b>	<b>12997</b>	<b>13135</b>	<b>13624</b>	<b>13993</b>	<b>14064</b>	<b>14147</b>	<b>14362</b>	<b>14434</b>	<b>14471</b>		
<b>% of Mental Health Population</b>		<b>17%</b>	<b>16%</b>	<b>19%</b>	<b>22%</b>	<b>25%</b>	<b>27%</b>	<b>30%</b>	<b>33%</b>	<b>38%</b>	<b>40%</b>	<b>43%</b>	<b>43%</b>	<b>43%</b>	<b>43%</b>	<b>42%</b>	<b>42%</b>	<b>41%</b>	<b>41%</b>	<b>40%</b>	<b>38%</b>	<b>39%</b>	<b>40%</b>	<b>41%</b>		

\*\*Should be noted the numbers provided weekly are a snapshot of the day \*\* This summary data document was created by the Los Angeles County Sheriff's Department as an internal population management tool. The information contained within this report is deemed accurate only as of the generation date and time due to the constant, dynamic change of the population. The Department makes no warranties, express or implied, as to the fitness of this information for any purpose, or with respect to results obtained by individuals or other entities resulting from the use of any such information. The report has been compiled on a best efforts basis, and, the information is subject to daily change.

\*\*The monthly and yearly numbers are calculated using the averages of the weekly snapshots\*\*



# **Exhibit P**



## Initial Inspection Report 2020-2022 Biennial Inspection Cycle

**Date of Exit Briefing:** 1/25/2023

**Inspection Type:** Biennial

**County:** Los Angeles

**Facility Name(s):** Pitchess Detention Center North (PDCN), Pitchess Detention Center South (PDCS), North County Correctional Facility (NCCF), and the Men's Central Jail (MCJ)

**BSCC #(s):** 1320, 1395, 1410, and 1415

**BSCC Type:** II

**Facility Representatives:** Sergeant Jennifer Dresmal, Deputy Evelyn Gutierrez, Deputy Jonathan Esteban, Deputy Brian Gardner, and Deputy Scott Basey

**BSCC Field Representative:** Matthew Schuler

**Corrective Action Plan Required?** YES

**DATE CAP DUE TO BSCC:** 2/23/2023

### Current Items of Noncompliance

Title 15. Section	Description
<b>§ 1065 Exercise and Recreation</b>	During the on-site inspection and review of documentation, the MCJ was found to be noncompliant with this regulation due to offering three hours a week of exercise and recreation time all in one day, not spread out over a seven-day period as the regulation requires.
<b>§1280 Facility Sanitation, Safety and Maintenance</b>	BSCC staff observed unsanitary conditions while conducting the on-site inspection of the MCJ. The hallways in front of the cells and the individual cells were cluttered with trash and food. Garbage bags were overflowing with used food trays.
Title 24. Section	Description
<b>1231.2.7 Double-occupancy cells</b>	During their individual dates of inspection, it was noted that the PDCN, PDCS, and the NCCF were over their facility rated occupancy. By being over their facility rated occupancy, these facilities are noncompliant with these regulations
<b>1231.2.8 Dormitories</b>	During their individual dates of inspection, it was noted that the PDCN, PDCS, and the NCCF were over their facility rated occupancy. By being over their facility rated occupancy, these facilities are noncompliant with these regulations.

Los Angeles County Sheriff's Department's Initial Inspection Report

Page 2

### **Technical Assistance Provided**

### **Additional Information**

BSCC staff has discussed options with staff that will bring the agency within compliance.



March 1, 2023

Robert G. Luna, Sheriff  
 Los Angeles County Sheriff's Department  
 211 W Temple Street  
 Los Angeles, CA 90012

**RE: 2020-2022 BIENNIAL INSPECTION, PENAL CODE 6031, WELFARE & INSTITUTION CODE 209 OF LOS ANGELES COUNTY SHERIFF'S DEPARTMENT'S TYPE II JAILS**

Dear Sheriff Luna:

The 2020-2022 biennial inspection of the Los Angeles County Sheriff's Department's Detention Facilities has been completed. A pre-inspection briefing was held on July 19, 2022. The detention facilities were physically inspected from September 25, 2022 through October 27, 2022. The following facilities were inspected:

**DETENTION FACILITIES**

Pitchess Detention Center – North Facility  
 Pitchess Detention Center – East Facility  
 Pitchess Detention Center – South Facility  
 North County Correctional Facility

Men's Central Jail  
 Twin Towers Correctional Facility  
 Inmate Reception Center  
 Century Regional Detention Facility

Pursuant to Penal Code Section 6031, these inspections were performed to determine compliance with the Minimum Standards for Local Detention Facilities as outlined in Titles 15 and 24, California Code of Regulations. In addition, BSCC staff conducted compliance monitoring pursuant to Welfare and Institutions Code Section 209(f) for the federal Juvenile Justice and Delinquency Prevention Act (JJDPA) for the separation requirements of juveniles from incarcerated adults.

The complete Board of State and Community Corrections (BSCC) inspection report is enclosed and consists of the following: this transmittal letter; a Title 15 Procedures checklist, outlining applicable minimum standards for juvenile detention facilities; a Physical Plant Evaluation, outlining applicable Title 24 minimum standards<sup>1</sup>; and the Living Area Space Evaluation (LASE), summarizing the physical plant configuration and outlining the rated capacity.

Please refer to the Title 15 Procedures Checklist for a summary of all relevant minimum standards, indication of compliance or noncompliance, and information used to determine compliance.

<sup>1</sup> Facilities are assessed against Title 24 requirements in place at the time of design or significant remodel to the jail area.

Robert G. Luna  
 Sheriff  
 Page 2

## LOCAL INSPECTIONS

In addition to the biennial inspection by the BSCC, inspections are also required annually by the County Health Officer and biennially by the State Fire Marshal or an authorized representative (Health and Safety Code Sections 101045 and 13146.1). Please consider our report in conjunction with the reports from the County Health Officer and the respective fire authorities for a comprehensive perspective of your facilities. Local inspection reports are forwarded to your office under separate cover; the dates of these inspections are included below.

FACILITY NAME	FIRE AND LIFE SAFETY	MEDICAL/MENTAL HEALTH	ENVIRONMENTAL HEALTH	NUTRITIONAL HEALTH
PDC – North Facility	04/27/2022	05/24/2022	05/24/2022	05/24/2022
PDC– East Facility	04/26/2022	09/28/2022	05/19/2022	05/19/2022
PDC– South Facility	01/14/2021	09/27/2022	05/19/2022	05/19/2022
North County Correctional Facility	03/31/2021	09/20/2022	08/31/2022	05/19/2022
Men’s Central Jail	11/03/2022	06/23/2022	06/23/2022	06/23/2022
Twin Towers Correctional Facility	06/29/2022	09/29/2022	09/10/2022	05/10/2022
Inmate Reception Center	06/29/2022	09/29/2022	08/28/2022	05/10/2022
Century Regional Detention Facility	9/20/2022	6/21/2022	06/21/2022	06/21/2022

## INSPECTION SCOPE

The inspection consisted of a review of the Los Angeles County Sheriff’s Department’s Policy and Procedure Manual<sup>2</sup>, a site visit to review operations, physical plant, relevant documentation, and interviews with administration, facility staff, people housed at the facility, and collaborative partners.

## BSCC INSPECTION

### **Title 15, CCR Minimum Standards**

Our evaluation consisted of reviewing only those policies and procedures related specifically to the applicable regulations included in Title 15, CCR. Please refer to the procedures checklists for further

---

<sup>2</sup> BSCC reviews only those policy and procedures required by, and applicable to, Title 15, CCR. BSCC staff do not “approve” policies and procedures or assess them for constitutional or legal issues. Agencies should seek review through their legal advisor, risk manager, and other persons deemed appropriate for such evaluation.



Robert G. Luna  
Sheriff  
Page 3

information. We identified two areas of noncompliance during this inspection cycle for the Men's Central Jail:

### **§ 1065 Exercise and Recreation**

*During the on-site inspection and review of documentation, the agency was found to be noncompliant with this regulation due to allowing three hours a week of exercise and recreation time all in one day, not spread out over a seven-day period as the regulation requires.*

### **§ 1280 Facility Sanitation, Safety, and Maintenance**

*BSCC staff observed unsanitary conditions while conducting the on-site inspection. The hallways in front of the cells and the individual cells were cluttered with trash and food. Garbage bags were overflowing with used food trays.*

### **Title 24, CCR Physical Plant**

There were no changes made to the physical plant of any of the facilities and your rated capacity remains the same Please see the Physical Plant Evaluation for more information.

During the on-site inspection, the following items of noncompliance were identified at the Pitchess Detention Center-South (PDCS), Pitchess Detention Center-North (PDCN), and the North County Correctional Facility (NCCF):

### **§ Sections 1231.2.7 Double Occupancy Cells and 1231.2.8 Dormitories**

*During their individual dates of inspection, it was noted that the PDCN, PDCS, and the NCCF were over their facility rated occupancy. By being over their facility rated occupancy, it makes these facilities noncompliant with these regulations.*

### **Training**

According to the most recent Standards and Training for Corrections audit, The Los Angeles County Sheriff's Department is currently compliant with all relevant regulations and mandates and mitigating circumstances if applicable.

### **Juvenile Justice and Delinquency Prevention Act (JJDP) Compliance Monitoring**

We reviewed the Los Angeles County Jail Facilities and found no violations of the JJDP. Please refer to Title 15 Procedures checklist for detailed information.

Robert G. Luna  
Sheriff  
Page 4

## CORRECTIVE ACTION PLAN

On January 25, 2023, BSCC staff held an Initial Inspection Briefing with your staff. During that briefing, BSCC staff provided an overview of the biennial inspection and provided technical assistance and best practices. We found two issues of noncompliance during the onsite inspection requiring your agency to provide the BSCC with a Corrective Action Plan (CAP). Your agency provided BSCC staff a Corrective Action Plan (CAP) addressing the issues on March 1, 2023, we will respond to the CAP under separate cover memorandum.


The Corrective Action Plan stated, for the Title 15 related issues at the Men's Central Jail, that they will now conduct recreation time over two days within the seven day period. Line supervisors will also now conducting random audits of their respective floors to ensure cleanliness.

The CAP for the Title 24 issues at the Pitchess Detention Facilities suggested several different approaches to reduce the incarcerated population. The approaches included reviewing the incarcerated population for eligibility in the Electric Monitoring Program, Inmate Work Release Program, and Weekender Program. The CAP also mentioned reopening the Pitchess Detention Center East Facility's newly renovated dorms to shift some of the incarcerated population out of the other facilities that are experiencing overcrowding.

---

This concludes the 2020-2022 biennial inspection cycle report for the Los Angeles County Correctional Facilities. We want to express our gratitude to Sergeant Jennifer Dresmal, Deputy Dulce Nish, Deputy Breanna Dranginis-Lopez, Deputy Carlos Avitia, Deputy Evelyn Gutierrez, Deputy Jessica Corral, Deputy Jovanny Melgar, Deputy Ralph Gama, Deputy Jonathan Esteban, Deputy Jason Eldridge, Deputy Brian Gardner, Deputy Cynthia Basey, Deputy Adriann Medina and Deputy Maria Marin for gathering the information needed during this inspection cycle. I am available to assist as needed and provide technical assistance when requested. I look forward to continuing to work together. Please do not hesitate to email me at [matthew.schuler@bscc.ca.gov](mailto:matthew.schuler@bscc.ca.gov).

Sincerely,



Matthew Schuler  
Field Representative  
Facilities Standards and Operations Division

Enclosures

cc: Presiding Judge, Los Angeles County Superior Court\*  
Grand Jury, Los Angeles County County\*  
Chair, Board of Supervisors, Los Angeles County\*  
County Administrator, Los Angeles County\*

*\*Copies of full inspection are available upon request or are available online at [www.bscc.ca.gov](http://www.bscc.ca.gov).*

**BOARD OF STATE AND COMMUNITY CORRECTIONS - BIENNIAL INSPECTION  
ADULT DETENTION FACILITY  
LIVING AREA SPACE EVALUATION**

BSCC Code: 1415

<b>FACILITY:</b> Los Angeles Sheriff's Department Pitchess Detention Center's North Facility	<b>TYPE:</b> II	<b>RC:</b> 830
<b>FIELD REPRESENTATIVE:</b> Matthew Schuler		<b>DATE:</b> September 26, 2022

ROOMS							EACH ROOM					
Location	Cell Type	Applicable Standards	# Cells	EACH CELL		Total RC	DIMENSIONS (L x W x H)	FIXTURES*				
				# Beds	RC			T	U	W	F	S
1980 regulations do not allow dormitories; the "dorms" in this facility utilize "pony walls" to create 16-inmate units under the "multiple occupancy room" regulation. These are operationally treated as dorms and identified as such here. There are three 16-bed sections per dorm and four dorms per module. There is one dayroom in each Module, with seating for 96. The double cells in each module are classified as "Administrative Segregation Cells." The dimensions noted below appear to be for each 16-bed section and do not include dayroom space. Facility staff reports 1600 housing beds. Note: 2016-2018 inspections cycle: The RC was reduced by (2) in Module 2 due to the conversion of one cell to storage giving the facility a RC of 830 beds.												
<b>MODULE 1</b>												
A	Dorm	1980	1	96	48	48	17.0 X 47.5	6		6	1	4
B	Dorm	1980	1	96	48	48	17.0 X 47.5	6		6	1	4
C	Dorm	1980	1	96	48	48	17.0 X 47.5	6		6	1	4
D	Dorm	1980	1	96	48	48	17.0 X 47.5	6		6	1	4
Admin. Seg.	Double	1988	8	2	2	16	7.0 X 12.0	1		1	1	1
	Dayroom	1980	4				51.9 X 38.8					
<b>MODULE 2</b>												
A	Dorm	1980	1	80	48	48	17.0 X 47.5	6		6	1	4
B	Dorm	1980	1	80	48	48	17.0 X 47.5	6		6	1	4
C	Dorm	1980	1	80	48	48	17.0 X 47.5	6		6	1	4
D	Dorm	1980	1	80	48	48	17.0 X 47.5	6		6	1	4
Admin. Seg.	Double	1988	7	2	2	14	7.0 X 12.0	1		1	1	1
	Dayroom	1980	4				51.9 X 38.8					
2016-2018 inspection cycle: one of the eight administrative segregation cells was converted to storage reducing the RC by 2.												
<b>MODULE 3</b>												
A	Dorm	1980	1	96	48	48	17.0 X 47.5	6		6	1	4
B	Dorm	1980	1	96	48	48	17.0 X 47.5	6		6	1	4
C	Dorm	1980	1	96	48	48	17.0 X 47.5	6		6	1	4
D	Dorm	1980	1	96	48	48	17.0 X 47.5	6		6	1	4
Admin. Seg.	Double	1988	8	2	2	16	7.0 X 12.0	1		1	1	1
	Dayroom	1980	4				51.9 X 38.8					
<b>MODULE 4</b>												
A	Dorm	1980	1	96	48	48	17.0 X 47.5	6		6	1	4
B	Dorm	1980	1	96	48	48	17.0 X 47.5	6		6	1	4
C	Dorm	1980	1	96	48	48	17.0 X 47.5	6		6	1	4
D	Dorm	1980	1	96	48	48	17.0 X 47.5	6		6	1	4

\*T = Toilets; U = Urinals; W = Wash Basins; F = Fountains; S = Showers in unit; If "Total RC" appears in brackets ( ), it is not part of the facility's rated capacity. "+" indicates that capacity includes prorated air space from adjacent areas.

ROOMS							EACH ROOM					
Location	Cell Type	Applicable Standards	# Cells	EACH CELL		Total RC	DIMENSIONS (L x W x H)	FIXTURES*				
				# Beds	RC			T	U	W	F	S
Admin. Seg.	Double	1988	8	2	2	16	7.0 X 12.0	1		1	1	1
	Dayroom	1980	4				51.9 X 38.8					

\*T = Toilets; U = Urinals; W = Wash Basins; F = Fountains; S = Showers in unit; If "Total RC" appears in brackets ( ), it is not part of the facility's rated capacity. "+" indicates that capacity includes prorated air space from adjacent areas.

# **Exhibit Q**



**THE MEETING TRANSCRIPT**  
OF THE MEETING OF THE LOS ANGELES COUNTY BOARD OF SUPERVISORS

1 SO I CAN'T COMMENT ON WHERE IT'S AT NOW, EXCEPT TO SAY THAT  
2 THE STATS THAT YOU'VE GOT FROM THE ASSISTANT SHERIFF THERE  
3 ARE, AS YOU SAID, THE OVERALL STATS. SO, WHILE THEY SHOW A LOT  
4 OF ADMINISTRATIVE INVESTIGATIONS, THEY ARE NOT REFLECTING WHAT  
5 INTERNAL AFFAIRS IS DOING, OR WHAT INTERNAL CRIMINAL  
6 INVESTIGATIONS BUREAU IS DOING, AND THAT'S THE SUBJECT OF OUR  
7 REPORT THAT YOU CAN FIND ONLINE, AND WHICH WE HAVE CERTAINLY  
8 PUBLICIZED QUITE A BIT. THE NUMBER OF INVESTIGATIONS, AS  
9 DESCRIBED, WERE ACTUAL USES OF FORCE-- ABOUT TEN PER YEAR--  
10 WHEN WE ARE SEEING NOW A THOUSAND USES OF FORCE IN A YEAR, SO  
11 IT IS A TINY DROP IN THE BUCKET OF THE CASES. MOST TROUBLING  
12 TO ME IS THE INCREASE IN THE AMOUNT OF CATEGORY-THREE  
13 VIOLENCE. AND PRIOR TO THE CURRENT ADMINISTRATION, BROKEN  
14 BONES HAD ALMOST ALL BEEN ELIMINATED, AND THE SERIOUS USES OF  
15 FORCE WERE DOWN TO ONE, IN 2018. BUT IN THE PAST THREE YEARS,  
16 THERE HAVE BEEN FOUR TO FIVE EVERY SINGLE YEAR. JUST RECENTLY,  
17 IN JUNE, WE HAD AN INCIDENT IN THE INMATE RECEPTION CENTER,  
18 WHICH APPEARS TO HAVE INVOLVED BROKEN BONES AND USE OF  
19 PERSONAL WEAPONS AGAINST THE HEAD, WHICH IS CALLED OUT IN THE  
20 MONITORS' REPORT. AND THEN JUST RIGHT NOW, THERE'S A STORY  
21 DROPPING ON THE TIMES ABOUT ANOTHER INCIDENT, AND MY OFFICE  
22 HAS SUPPOSEDLY RECEIVED A PRESENTATION ON IT. I JUST WANT TO  
23 BE CLEAR, THAT PRESENTATION WAS-- WE WERE TOLD ABOUT IT, AND  
24 ALLOWED TO LOOK AT VIDEO; NOT ALLOWED TO KEEP IT, NOT ALLOWED  
25 TO EXAMINE, NOT ALLOWED TO MONITOR THE INVESTIGATION OR



**THE MEETING TRANSCRIPT**  
OF THE MEETING OF THE LOS ANGELES COUNTY BOARD OF SUPERVISORS

1 CONDUCT OUR OWN INVESTIGATION, WHICH I WILL ADDRESS AT THE END  
2 OF MY REMARKS. THE PRIMARY PROBLEM IN THE JAILS ISN'T LACK OF  
3 DESIRE ON THE PART OF SHERIFF'S PERSONNEL; IT IS OVERCROWDING.  
4 THE JAILS ARE GROSSLY OVERCROWDED. THE DIP YOU SAW IN 2020 WAS  
5 BECAUSE THE POPULATION AMOUNT DIPPED. AND AS A RESULT OF THAT  
6 OVERCROWDING, WE ARE SEEING INAPPROPRIATE MEDICAL CARE BEING  
7 RECEIVED. WE ARE SEEING BOTTLENECKS FORMING IN THE INMATE  
8 RECEPTION CENTER, WHERE THE VIOLENCE HAS BECOME MOST SEVERE,  
9 AND WE ARE SEEING OTHER PROBLEMS WITHIN THE JAILS. SO THAT'S  
10 THE PRIMARY FORCE. THE PRESENCE OF VIOLENCE IS, OF COURSE, OF  
11 GREAT CONCERN TO US, AND TO THE MONITORS. BUT WE ALSO SHARE  
12 THE MONITORS' CONCERN ABOUT THE LACK OF COOPERATION FROM THE  
13 DEPARTMENT. AS THEY SAID ON PAGE FOUR OF THEIR REPORT, THE  
14 NORM NOW IS TO GET A QUICK RESPONSE OF SAYING, "OH, WELL, WE  
15 WILL GET BACK TO YOU," AND FOLLOWED BY NOTHING. AND THAT'S  
16 BEEN OUR EXPERIENCE. AS YOU KNOW, THIS BOARD HAS HAD TO ASK  
17 COUNTY COUNSEL TO BRING A LAWSUIT TO TRY TO GET COMPLIANCE  
18 WITH OVERSIGHT LAWS, AND I THINK THAT LAWSUIT IS THE ONLY  
19 THING THAT CAUSED US TO MOVE FORWARD, AND TO ELIMINATE THE  
20 OBSTRUCTION OF OUR INVESTIGATIONS, MOST NOTABLY-- I THINK  
21 YOU'VE TALKED ABOUT IT A LITTLE BIT TODAY-- THE LAW  
22 ENFORCEMENT GANG PROBLEM UNDER PENAL CODE 13670. I HAD BROUGHT  
23 TO THE SHERIFF'S DEPARTMENT, RECENTLY, CONCERNS ABOUT SOME  
24 DECORATIONS IN THE SHERIFF'S DEPARTMENT THAT HAVE NAMES ON  
25 THEM, AND THE SHERIFF'S DEPARTMENT COULDN'T IDENTIFY HOW THE



**THE MEETING TRANSCRIPT**  
OF THE MEETING OF THE LOS ANGELES COUNTY BOARD OF SUPERVISORS

1 NAMES GOT THERE, AND WE ARE WORKING WITH THEM ON TRYING TO GET  
2 A THOROUGH INVESTIGATION. BUT WE ARE NOT ABLE TO INVESTIGATE,  
3 DESPITE OUR LEGAL AUTHORITY TO DO SO. LIKewise, THERE WAS AN  
4 ALLEGATION OF THE K.K.K. INFILTRATING THE JAILS, AND  
5 INITIALLY, THE INVESTIGATION SEEMED TO BE ALMOST NO  
6 INVESTIGATION AT ALL. I WENT OUT PERSONALLY TO THE LOCATION TO  
7 VIEW THE SCENE, AND THAT AFTERNOON, ONE OF THE INFORMANTS TO  
8 THE PRESS RECEIVED A PHONE CALL FROM A SERGEANT IN THE CHAIN  
9 OF COMMAND, NOT FROM INTERNAL AFFAIRS, AND THAT WAS DEEPLY  
10 DISTURBING TO ME. I HAVE DISCUSSED THAT WITH THE DEPARTMENT,  
11 AND I BELIEVE THEY ARE GOING TO CONDUCT A REAL INVESTIGATION.  
12 WE'LL SEE. BUT THESE AREN'T ISOLATED INCIDENTS. AS I THINK YOU  
13 KNOW, YESTERDAY, I WENT WITH THE ATTORNEY GENERAL TO THE EAST  
14 LOS ANGELES STATION, THE HOME OF THE BANDITOS, AND IN THE  
15 LOCKER ROOM SAW A SYMBOL OF THE 3-PERCENTERS, THAT SUPERVISOR  
16 KUEHL MENTIONED, A GROUP WHOSE MEMBERS, SOME OF THEM HAVE BEEN  
17 CONVICTED IN THE VIOLENCE ON JANUARY 6TH, AND THAT'S BEEN A  
18 SUBJECT OF OUR INVESTIGATION. AND LIKE THE MONITORS, WE  
19 HAVEN'T RECEIVED THE DOCUMENTATION AND COMPLIANCE FROM THE  
20 DEPARTMENT THAT WE ARE LEGALLY ENTITLED TO. SO, AS A RESULT,  
21 THOSE MATTERS ARE NOT GETTING INVESTIGATED. SO, I SHARE THE  
22 CONCERNS OF THE MONITORS. I AM HAPPY TO ANSWER QUESTIONS ABOUT  
23 SPECIFIC ISSUES WITHIN THE JAILS, BUT UNFORTUNATELY,  
24 ULTIMATELY, I THINK IT IS ONLY THE LEGAL ACTIONS THAT THIS





**THE MEETING TRANSCRIPT**  
OF THE MEETING OF THE LOS ANGELES COUNTY BOARD OF SUPERVISORS

1 BOARD HAS ASKED COUNTY COUNSEL TO UNDERTAKE, AND THAT COUNTY  
2 COUNSEL IS UNDERTAKING, THAT WILL RESULT IN IMPROVEMENT.

3

4 **SUP. MITCHELL, CHAIR:** THANK YOU VERY MUCH, MR. HUNTSMAN. IS  
5 MS. KINNEY GOING TO GIVE AN OPENING STATEMENT, OR IS SHE JUST  
6 AVAILABLE TO ANSWER QUESTIONS?

7

8 **SPEAKER:** I WILL JUST DO A BRIEF INTRODUCTION.

9

10 **SUP. MITCHELL, CHAIR:** THANK YOU. WELCOME.

11

12 **SPEAKER:** THANK YOU, AND THANK YOU FOR ALLOWING ME TO  
13 PARTICIPATE. I JUST WANTED TO INTRODUCE MYSELF. I AM KATHY  
14 KINNEY. I AM ONE OF THE NEW MONITORS ON THE ROSAS CASE. I COME  
15 TO THIS POSITION HAVING SERVED 25 YEARS WITH THE FEDERAL  
16 BUREAU OF PRISONS, AND I RETIRED AS THE AGENCY'S GENERAL  
17 COUNSEL. I THEN HAVE HAD THE PLEASURE OF WORKING AS A  
18 CONSULTANT FOR THE MOSS GROUP, WHO HAS THE ABILITY IN A NUMBER  
19 OF CONTRACTS AROUND THE COUNTRY TO GO IN AND HELP SYSTEMS  
20 ACHIEVE OPERATIONAL COMPLIANCE ON A NUMBER OF ISSUES. SO, I  
21 THINK MY BACKGROUND WILL HELP IN THIS NEW POSITION. I AM VERY  
22 EXCITED ABOUT IT. I CAME ON BOARD AT THE VERY END OF APRIL, SO  
23 I WAS NOT INVOLVED IN WRITING OR REVIEWING THE TENTH REPORT,  
24 THE LAST REPORT THAT WAS SUBMITTED IN THIS MATTER. I HAVE HAD  
25 A CHANCE TO DO MY FIRST ON-SITE VISIT. I VISITED ALL THREE