

MIA S I S

INCARCERATION




WITH ONLY **5%** OF THE WORLD'S POPULATION, THE



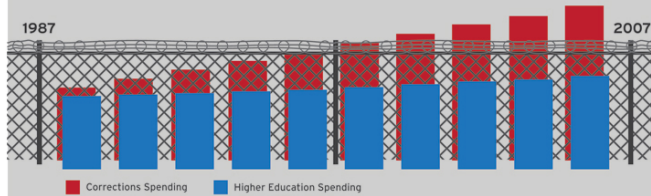
U.S. HAS **25%** OF THE WORLD'S PRISON POPULATION. ¹

★ World Population ★ U.S.'s % of Overall Population ★ U.S.'s % of Prisoner Population



■ % of Non-Violent Offenders ■ % of Violent Offenders

NEARLY **HALF** OF ALL PRISONERS IN STATE PRISONS ARE LOCKED UP FOR **NONVIOLENT OFFENSES**. ²




BY 2007, STATES SPENT MORE THAN \$44 BILLION ON INCARCERATION AND RELATED EXPENSES, A **127% JUMP FROM 1987**. OVER THIS SAME PERIOD, SPENDING ON HIGHER EDUCATION ROSE **JUST 21%**. ³




THE U.S. PRISON POPULATION ROSE BY **700%** FROM 1970 TO 2005, A RATE FAR OUTPACING THAT OF GENERAL POPULATION GROWTH AND CRIME RATES. ⁴


1 IN EVERY **106** WHITE MALES AGE 18 OR OLDER IS INCARCERATED. ⁵



1 IN EVERY **36** HISPANIC MALES AGE 18 OR OLDER IS INCARCERATED. ⁵



1 IN EVERY **15** BLACK MALES AGE 18 OR OLDER IS INCARCERATED. ⁵



ACLU TO LEARN MORE VISIT **ACLU.ORG**
 AMERICAN CIVIL LIBERTIES UNION **f** FACEBOOK.COM/ACLU.NATIONWIDE **t** TWITTER.COM/ACLU

1. Suzanne M. Kirchhoff, "Economic Impacts of Prison Growth," Congressional Research Service (April 2010), at "Prison Inmate Characteristics," Bureau of Justice Statistics (BJS), Office of Justice Programs, 31 Dec. 2009, Web. 29 May 2011, <http://bjs.ojp.usdoj.gov/index.cfm?ty=tp>. 2. In 100 report <http://www.pewcenteronthestates.org/uploadedFiles/801SPCTS_Prison08_FINAL_2-1_FORWEB.pdf>. 3. Public Safety, Public Spending <http://www.pewcenteronthestates.org/uploadedFiles/Public%20Safety%20Public%20Spending%2008.pdf>. 4. The PEW Center on the States, 1 in 100 report <http://www.pewcenteronthestates.org/uploadedFiles/801SPCTS_Prison08_FINAL_2-1_FORWEB.pdf>.