

FEDERAL BUREAU OF INVESTIGATION
FOI/PA
DELETED PAGE INFORMATION SHEET
FOI/PA# 1495391-0

Total Deleted Page(s) = 17

- Page 9 ~ b7E; b7F;
- Page 10 ~ b7E; b7F;
- Page 11 ~ b7E; b7F;
- Page 12 ~ b7E; b7F;
- Page 13 ~ b7E; b7F;
- Page 14 ~ b7E; b7F;
- Page 15 ~ b7E; b7F;
- Page 16 ~ b7E; b7F;
- Page 17 ~ b7E; b7F;
- Page 18 ~ b7E; b7F;
- Page 19 ~ b7E; b7F;
- Page 20 ~ b7E; b7F;
- Page 21 ~ b7E; b7F;
- Page 22 ~ b7E; b7F;
- Page 23 ~ b7E; b7F;
- Page 24 ~ b7E; b7F;
- Page 25 ~ b7E; b7F;

XXXXXXXXXXXXXXXXXXXXXXXXXXXX
X Deleted Page(s) X
X No Duplication Fee X
X For this Page X
XXXXXXXXXXXXXXXXXXXXXXXXXXXX



BASIC FIELD TRAINING COURSE

Trainee Guide

Surveillance

SURVEILLANCE

Table of Contents

Introduction..... 2

Surveillance Concepts and Terminology 3

 Figure 1: Lane Numbering..... 7

 Figure 2: Lane Numbering Examples..... 7


 Figure 3:  8



 Figure 4:  9

 Figure 5:  9

Surveillance Phases..... 11


 Figure 6:  14


 Figure 7:  15


 Figure 8:  18


 Figure 9:  19



 Figure 10:  19

 Figure 11:  24

Summary / Conclusion 25

b7E
b7F

b7E
b7F

Trainee Guide

SURVEILLANCE

INTRODUCTION

LESSON GOAL

The goal of this lesson is to provide New Agent Trainees (NATs) with the elements and principles of basic law enforcement physical surveillance.

OBJECTIVES

Lesson Objective

Given a scenario, demonstrate basic law enforcement physical surveillance.

Learning Objectives

- ▶ **LO #1:** Identify surveillance concepts and terminology.
- ▶ **LO #2:** Identify the phases of surveillance.

CONNECTION OF CONTENT TO JOB ROLES & RESPONSIBILITIES

This block of instruction introduces trainees to surveillance as an investigative technique with an emphasis on the implementation of a physical surveillance. Case-related objectives pertaining to surveillances, related planning/preparation, and basic tactics (both vehicular and foot techniques) will be discussed.

SURVEILLANCE

TOPIC ONE

Surveillance Concepts and Terminology

LEARNING OBJECTIVE: *Identify surveillance concepts and terminology.*

What is Surveillance?

Surveillance is the surreptitious, systematic, and generally discreet observation of a person, place, or activity to obtain information not otherwise available from other sources.

It is okay to be seen, but do not be noticed.


Case-Related Objectives

Case-related objectives of surveillance are to:


-
-
-
-
-
-
-

b7E
b7F

SURVEILLANCE



b7E
b7F



b7E
b7F

Special Agent William Christian, Jr.

- Tactical instructor killed by a target who burned surveillance.
- Target approached SA Christian's vehicle from behind and shot him.

SURVEILLANCE

2019 New Agent Shooting

- New Agent, Chris Harper, assigned to the NY Field Office was shot while on surveillance
- CRIP member mistakenly assumed he was the one being surveilled


Methods of Surveillance

- 
-
-
-

b7E
b7F

Terminology

Terminology is important; using the same terminology will help a surveillance team communicate more effectively and efficiently.



b7E
b7F

SURVEILLANCE

b7E
b7F**Red Balled:**

Traffic light that is red.

- “Target is red balled at Gallows and Lee”

Fresh Light:

Traffic light that has just changed.

- “Target is passing through a fresh green at Essex”
- “Target is about to come up to a fresh red at Main”

Stale Light:

Traffic light that has been that color for a while.

- “Stale green”
- “Stale red”

Lane Numbering:

Travel and turning lanes are numbered starting from the left.

- Number 1 lane
- Number 1 turning lane
- “Target is northbound in the Number 3 lane”

SURVEILLANCE

FIGURE 1: LANE NUMBERING

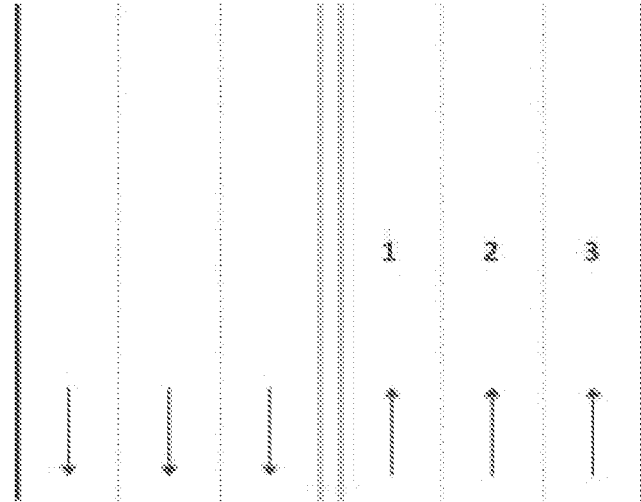
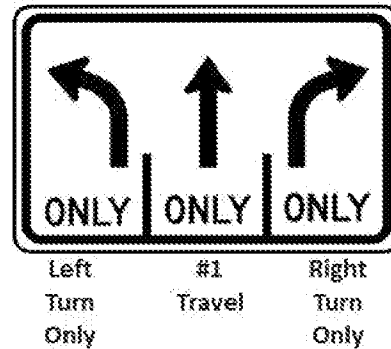
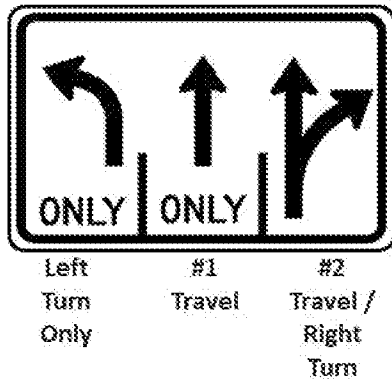
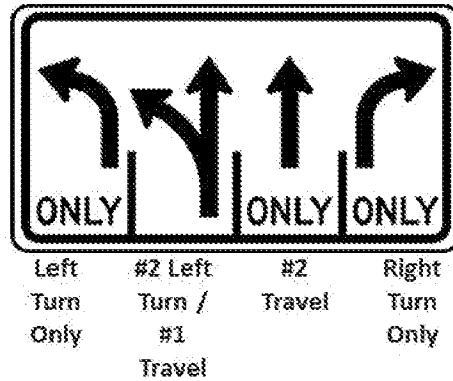
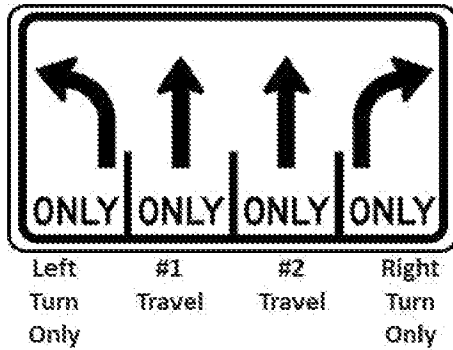


FIGURE 2: LANE NUMBERING EXAMPLES



SURVEILLANCE

SUMMARY / CONCLUSION

This has been a familiarization of surveillance techniques only. This does not adequately prepare you to conduct your own surveillance. Work with your squad and SOG/SSG to learn more about surveillance when you get to your field office.

NOTES:

SURVEILLANCE

