

13. Review and Approvals

Completed by:

Name, Signature & Date: (b)(6); (b)(7)(C) **Field Security Manager/ Inspector OPR Security**
01/15/20

Approved by (RSM or SC) (b)(6); (b)(7)(C)
Name, Signature & Date: (b)(6); (b)(7)(C) Digitally signed by (b)(6); (b)(7)(C)
Date: 2020.01.22 06:53:15 -05'00'

Transmitted to (OAFM Title & Name): (b)(6); (b)(7)(C)
Signature: (b)(6); (b)(7)(C) Digitally signed by (b)(6); (b)(7)(C) **01/23/2020**
Date: 2020.01.23 14:45:48 -05'00'

SECTION II - ELECTRONIC SECURITY TYPICAL BLOCK DIAGRAMS

(b)(7)(E)



SECTION III - ELECTRONIC SECURITY SYSTEMS (ESS) COMPONENT TASKS

(b)(7)(E)



(b)(7)(E)



(b)(7)(E)




(b)(7)(E)


(b)(7)(E)



(b)(7)(E)





(b)(7)(E)



(b)(7)(E)







(b)(7)(E)




SECTION IV - SECURITY SYSTEMS DETAILS

(b)(7)(E)



(b)(7)(E)





ATTACHMENTS

PACS Paperwork

- **(Electronic Copy to be provided by ICE Field Security Manager)**

ESS Component Checklists

- **(Electronic Copy to be provided by ICE Field Security Manager)**

MegaCenter Alarm Requirements (MAR) Form

- An electronic copy of this document to be provided by ICE Field Security Manager

(b)(7)(E)



Note: Installer is to request a copy of the FPS MegaCenter Alarm Requirement (MAR) Form from ICE Security Manger upon award of contract. The MAR is needed for planning and design of IDS.

Installer to Complete: Installer Information, Alarm System Information, Floor Plan Instructions, Area / Partition Information, Keypad Information, Relay Information, Zone / Device Information shown above.

Local ICE Program Office to Complete: Subscriber Information, FPS Contacts, Authorized Account Contacts, System and Activation, Emergency Contact Infomration and User Information sections.

From: (b)(6), (b)(7)(C)
Sent: 5 Mar 2019 21:48:02 +0000
To: (b)(6), (b)(7)(C)
Subject: 40 Mason Libby Road, Scarborough, ME. Status
Attachments: 02.22.19 - 40 Manson Libby Space Allocation Plan.pdf
Importance: High

(b)(6), (b)(7)(C)

FYI, Yesterday the final OA was signed by ICE for the new location at 40 Mason Libby Road, Scarborough, ME. This is the building you wanted. We received a revised plan from the landlord after GSA discussed it with an architect. See attached.

Also I placed a fund request for tenant improvement, and today I got an email that the fund has been Approved. The contract is currently being processed by the R&FM Team, and the I will be notified once completed.

Thank you,

(b)(6), (b)(7)(C)

MA. NCARB. SAME. Intl. Assoc. AIA. PM.
OAFM Project Manager
Facilities Management Division (FMD)
Office of Asset and Facilities Management (OAFM)
FMD|OAFM|DHS|ICE
500 12th Street SW
Washington, DC 20536
C:202-754-
(b)(6),
(b)(7)(C)

(b)(7)(E)



MARK
MUELLER
ARCHITECTS

Space Allocation

02/22/19

Existing 1st Floor Plan
 $\frac{1}{16}'' = 1'-0''$

40 Manson Libby Dr
Scarborough, ME 04074

A-1

INDEX

40A MANSON LIBBY ROAD GSA FITOUT

40A MANSON LIBBY ROAD
SCARBOROUGH, ME 04074

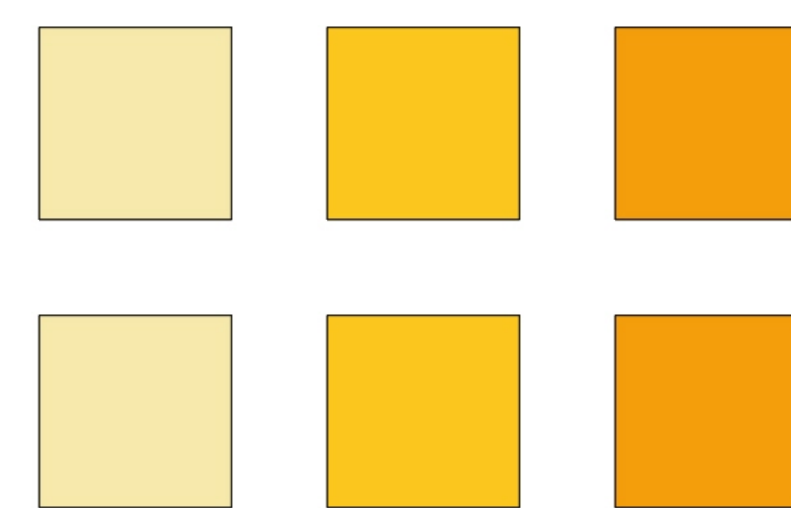
75% CONSTRUCTION DOCUMENTS

GENERAL DRAWING	
G1001	COVER SHEET
G1002	SYMBOLS AND ABBREVIATIONS
G1003	CODE REVIEW SUMMARY
STRUCTURAL	
S001	STRUCTURAL GENERAL NOTES AND SPECIAL INSPECTIONS
S101	FOUNDATION AND SLAB PLAN
S102	ROOF FRAMING PLAN
S300	FOUNDATION AND FRAMING SECTIONS AND DETAILS
S400	MASONRY SECTIONS AND DETAILS
S402	MASONRY WALL ELEVATIONS
ARCHITECTURAL DRAWINGS	
AD101	FIRST FLOOR REMOVAL PLAN
AD201	EXTERIOR ELEVATION REMOVALS
AE101	FIRST FLOOR NEW WORK PLAN
AE102	ROOF PLAN
AE110	FIRST FLOOR REFLECTED CEILING PLAN
AE201	EXTERIOR ELEVATIONS
AE202	INTERIOR ELEVATIONS
AE501	DETAILS
AE601	PARTITION TYPES & DETAILS
AE602	DOOR & WINDOW SCHEDULE & DETAILS
AE701	FINISH SCHEDULE & DETAILS
AE702	FURNITURE & EQUIPMENT PLAN
FIRE PROTECTION DRAWINGS	
FX101	FIRST FLOOR FIRE PROTECTION PLAN
PLUMBING DRAWINGS	
P-001	PLUMBING LEGEND
PD101	FIRST FLOOR PLUMBING REMOVALS PLAN
PL101	FIRST FLOOR PLUMBING PLAN
PL601	PLUMBING SCHEDULES
MECHANICAL DRAWINGS	
M-001	MECHANICAL LEGEND
MD101	FIRST FLOOR MECHANICAL REMOVALS PLAN
M-101	FIRST FLOOR MECHANICAL PLAN
M-501	MECHANICAL DETAILS
M-601	MECHANICAL SCHEDULES
ELECTRICAL DRAWINGS	
E-001	ELECTRICAL LEGEND AND LIGHT FIXTURE SCHEDULE
ED101	FIRST FLOOR ELECTRICAL REMOVALS PLAN
EL101	FIRST FLOOR LIGHTING PLAN
EPI01	FIRST FLOOR POWER AND SYSTEMS PLAN
ES101	FIRST FLOOR SECURITY PLAN
E-501	ELECTRICAL DETAILS AND SCHEDULES



WBRC

ARCHITECTS • ENGINEERS



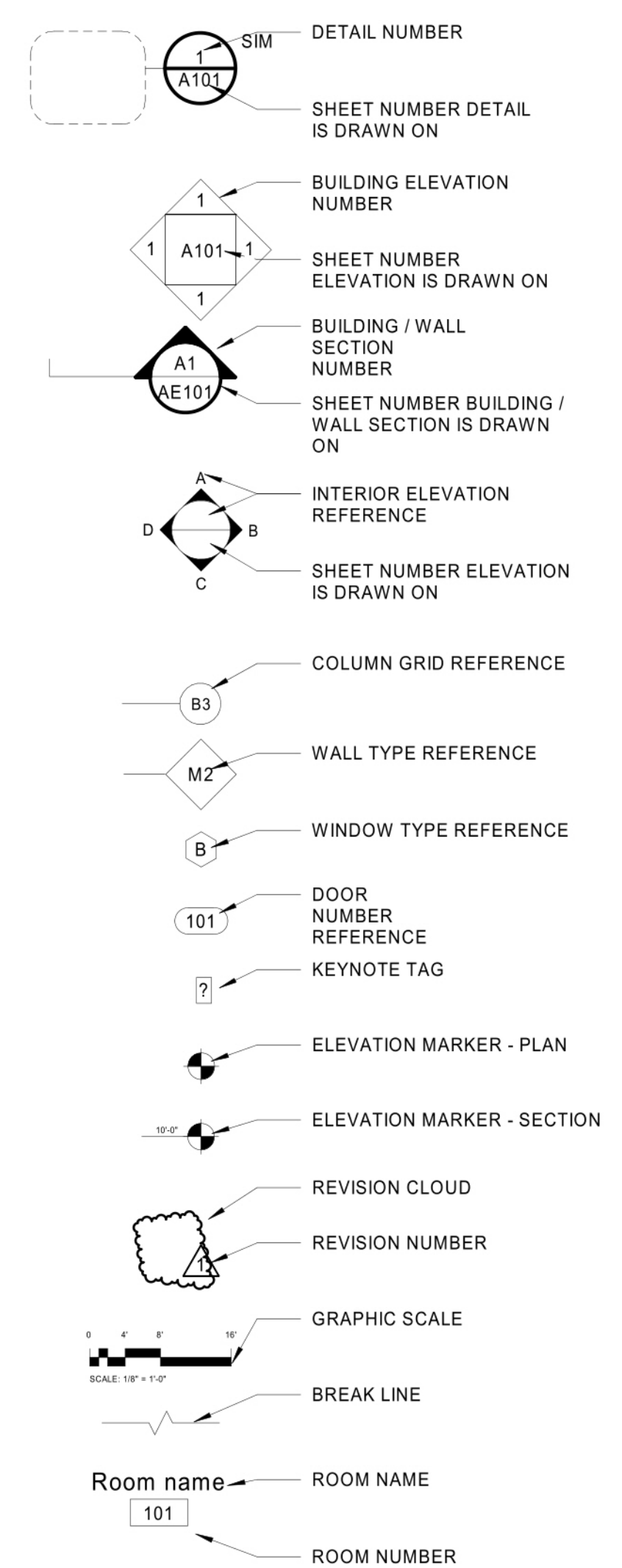
BANGOR, MAINE
(207) 947-4511
PORTLAND, MAINE
(207) 828-4511
SARASOTA, FLORIDA
(941) 556-0757
WWW.WBRCAE.COM

Signature	Date		
Owner:	_____		
Architect:	_____		
Contractor:	_____		
		0	75% CONSTRUCTION DOCUMENTS 17 DEC 2019
		REV.	DESCRIPTION DATE
SHEET No.		COMM No.	
G1001		4290.00	


AB	ANCHOR BOLT, AUGER BORING	GA	GAUGE	QT	QUARRY TILE
ABI	ALTERNATE BID ITEM	GALV	GALVANIZED	R	RADIUS, RISER
AC	ACOUSTIC AIR CONDITIONING, ASPHALTIC	GC	GENERAL CONTRACTOR	RCP	REFLECTED CEILING PLAN
CONCRETE		GF/GI	GOVT. FURNISHED/GOVT. INSTALLED	RD	ROOF DRAIN, ROAD
AD	ACCESS DOOR	GF/OI	GOVT. FURNISHED/CONTRACTOR INSTALLED	RECEP	RECEPTACLE
ADD ALT	ADDITIVE ALTERNATE	GI	GALVANIZED IRON	REF	REFRIGERATOR
ADJ	ADJUSTABLE	GOV/T	GOVERNMENT	REINF	REINFORCEMENT
AFF	ABOVE FINISH FLOOR	GPM	GALLONS PER MINUTE	REQD	REQUIRED
AHU	AIR HANDLING UNIT	GR	GRADE	REV	REVISION
ALT	ALTERNATE	GRAN	GRANULAR	RF	RESINOUS FLOOR
ALUM	ALUMINUM	GRND	GROUND	RL	RAIN LEADER
ANOD	ANODIZE	GWB	GYPSON WALLBOARD	RM	ROOM
AP	ACCESS PANEL	GYP	GYPSON	RO	ROUGH OPENING
APC	ACOUSTIC PANEL CEILING	HGT	HEIGHT	RS	RESILIENT STAIR ACCESSORY
APPROX	APPROXIMATE	HAV	HEATING AND VENTILATING	RT	RUBBER TILE
ARCH	ARCHITECTURAL	HB	HOSE BIB		
ASB	ASBESTOS	HC	HANDICAPPED		
ASPH	ASPHALT	HDC	HOLLOW CORE WOOD DOOR		
AUTO	AUTOMATIC	HDW	HARDWARE		
AWP	ACOUSTIC WALL PANEL	HDWD	HARDWOOD		
		HM	HOLLOW METAL		
		HVAC	HEATING, VENTILATING, AND AIR CONDITIONING		
				S	SOUTH
BDRM	BEDROOM	S DISP	SOAP DISPENSER	S DISP	SOAP DISPENSER
BIT. CONC	BITUMINOUS CONCRETE	SAV	STAIN AND VARNISH	SCONC	SEALED CONCRETE
BLDG	BUILDING	SCWD	SOLID CORE WOOD DOOR	SCH, SCHED	SCHEDULE
BLK	BLOCK	SCR	SUPPLY CEILING REGISTER	SECT	SECTION
BM	BEAM, BENCHMARK			SF	SQUARE FEET
BOT	BOTTOM			SH	SINGLE HUNG
BRD	BOARD			SHT	SHEET
BRG	BEARING			SIM	SIMILAR
BS	BOTTOM OF STEP			SL	SLOPE
BSMT	BASEMENT			SPECS	SPECIFICATIONS
BTVN	BETWEEN			SQ	SQUARE
BW	BOTTOM OF WALL			SQ FT	SQUARE FEET
				SS	SERVICE SINK, SANITARY SEWER, STAINLESS STEEL
				SSURFACE	SOLID SURFACE
CAB	CABINET			ST	STREET
CAP	CAPACITY			STA	STATION
CC	CENTER TO CENTER			STD	STANDARD
CEM	CEMENT			STL	STEEL
CFM	CUBIC FEET PER MINUTE			STOR	STORAGE
CFS	CUBIC FEET PER SECOND			STRUC	STRUCTURAL
CG	CORNER GUARD			SUP	SUPPORT
CI	CAST IRON			SUSP	SUSPEND
CIR	CIRCULATING			SV	SHEET VINYL
CJ	CONSTRUCTION JOINT, CONTROL JOINT			SYM	SYMMETRICAL
CLG	CEILING			T	TOP, TANGENT, THERMOMETER
CLO	CLOSET			TB	TACK BOARD
CLR	CLEAR			T&B	TOP AND BOTTOM
C	CENTERLINE			T&G	TONGUE AND GROOVE
CMU G1	CONCRETE MASONRY UNITS			T.O.C.	TOP OF CONCRETE
CMU G2	GLAZED CMU, TWO SIDES			T.O.M.	TOP OF MASONRY
COL	COLUMN			T.O.S.	TOP OF STEEL
COMP	COMPARTMENT			T.O.W.	TOP OF WALL
CONC	CONCRETE			TEL	TELEPHONE
CONN	CONNECTION			TEMP	TEMPERATURE, TEMPORARY
CONST	CONSTRUCTION			TERM	TERMINAL
CONT	CONTINUOUS			THK	THICK
CPT	CARPET			THRU	THROUGH
CS/CI	CONTRACTOR SUPPLIED/CONTRACTOR INSTALLED			TLT	TOILET
CS/OI	CONTRACTOR SUPPLIED/OWNER INSTALLED			TP	TOILET PARTITION
CSK	COUNTER SUNK			TPH	TOILET PAPER HOLDER
CT	CERAMIC TILE			TRAN	TRANSOM
CTE	CONNECT TO EXISTING			TS	TOP OF STEP, TOP OF SILL
CTR	CENTER			TV	TELEVISION
CUH	CABINET UNIT HEATER			TYP	TYPICAL
				UL	UL APPROVED GWB
				UP AND DOWN	
				UC	UNDERCUT
				UNO	UNLESS NOTED OTHERWISE
				UV	UNIT VENTILATOR
				V&B	VAPOR BARRIER
				VCT	VINYL COMPOSITION TILE
				VERT	VERTICAL
				VEST	VESTIBULE
				VIF	VERIFY IN FIELD
				VTR	VENT THROUGH ROOF
				W	WEST
				WAIN	WAINSCOT
				WB	RESILIENT WALL BASE
				WC	WALL COVERING
				WI	WITH
				W/O	WITHOUT
				WC	WATER CLOSET
				WD	WIDTH, WINDOW DIMENSION, WOOD
				WGL	WIRE GLASS
				WP	WEATHERPROOF, WEATHERPROOF
				WS	WEATHERSTRIPPING
				WT	WEIGHT
				WW	WELDED WIRE FABRIC

NOTE: REFER TO STRUCTURAL, MECHANICAL, AND/OR ELECTRICAL DRAWINGS FOR ABBREVIATIONS SPECIFIC TO EACH DISCIPLINE.

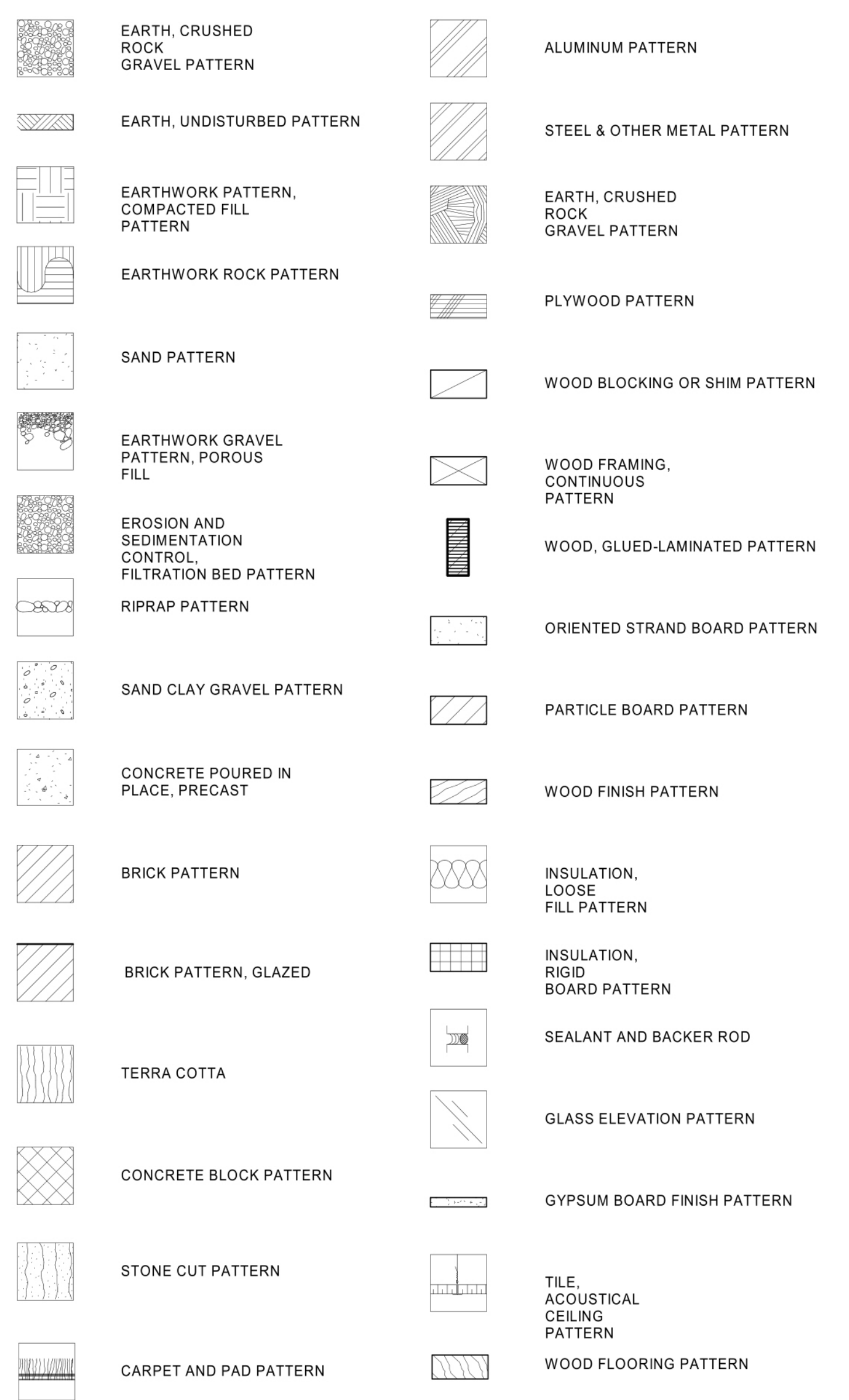
SYMBOLS



LINETYPES



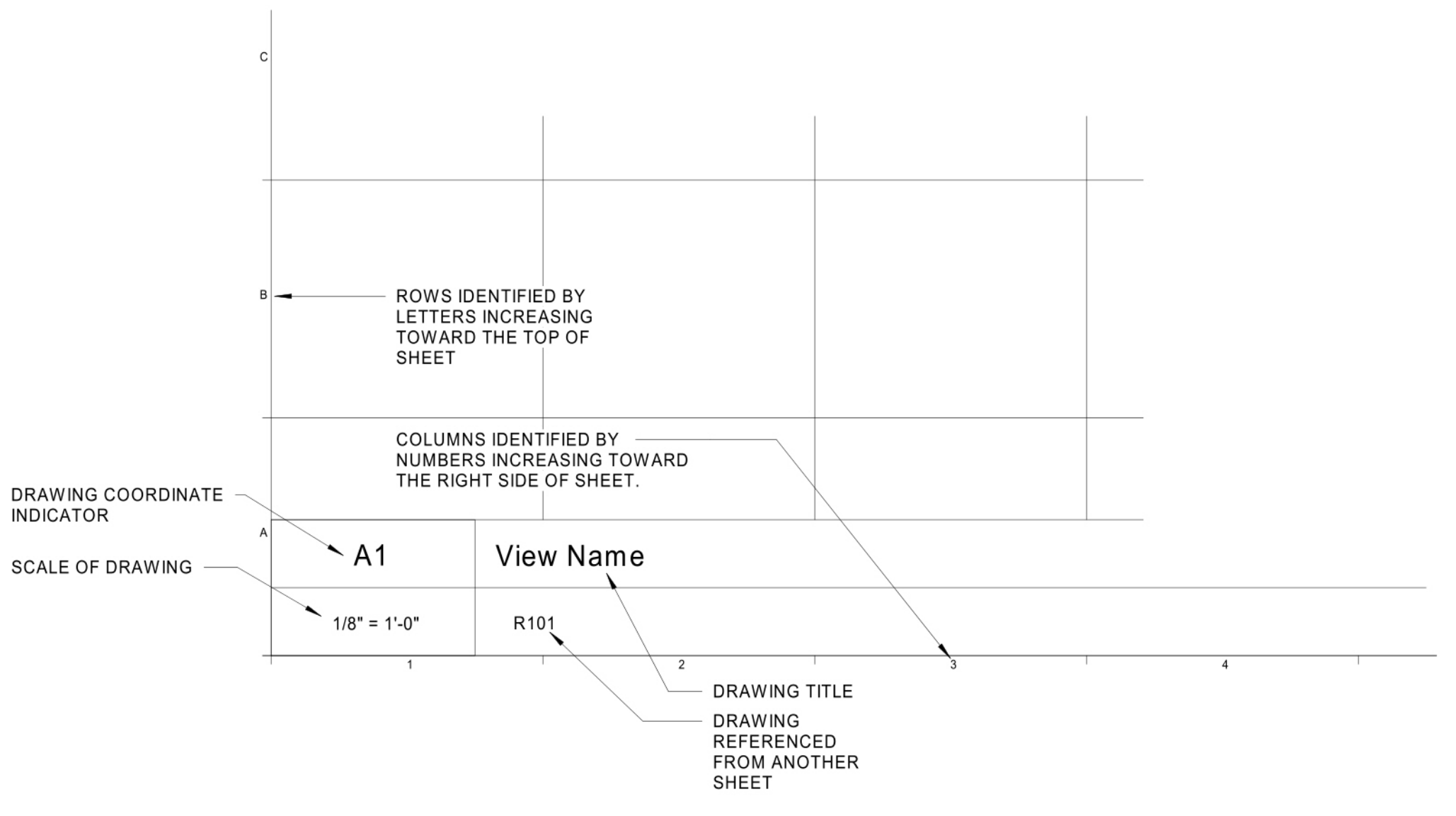
HATCH PATTERNS



ARCHITECTURAL ABBREVIATIONS

DRAWING AREA

ARCHITECTURAL SYMBOLS



0	75% CONSTRUCTION DOCUMENTS	17 DEC 2019
---	----------------------------	-------------

REV.	DESCRIPTION	DATE

PROJECT NORTH

NOT FOR CONSTRUCTION

WBRC ARCHITECTS + ENGINEERS

WWW.WBRCE.COM
 BANGOR, MAINE 207-947-4511
 PORTLAND, MAINE 207-824-4511
 SAUCUSOTA, FLORIDA 904-556-9727

40A MANSON LIBBY ROAD GSA FITOUT
 40A MANSON LIBBY ROAD
 SCARBOROUGH, ME 04074

PROJECT: **SYMBOLS AND ABBREVIATIONS**

SHEET TITLE: WBRC CAD FILE: 4290.00 - GSA DHS-ARCH_R19.rvt
 PROJECT No: 4290.00 GRAPHIC SCALE: 0'
 SCALE: As indicated
 PROJECT MANAGER: **BRUCE DIXON** SHEET No: **G1002**
 DRAWN BY: **BRUCE DIXON**
 CHECKED BY: **BRUCE DIXON**

0100, 0x7x0

Q

P

O

N

M

L

K

J

H

G

F

E

D

C

B

A

19

20

Q

P

O

N

M

L

K

J

H

G

F

E


D

C

B

A

REV.	DESCRIPTION	DATE
0	75% CONSTRUCTION DOCUMENTS	17 DEC 2019



WBRC
ARCHITECTS • ENGINEERS

WWW.WBRC.AE.COM
BANGOR, MAINE 207-947-4511
PORTLAND, MAINE 207-824-4511
SARASOTA, FLORIDA 941-556-9757

40A MANSON LIBBY ROAD GSA FITOUT
40A MANSON LIBBY ROAD
SCARBOROUGH, ME 04074

PROJECT: 40A MANSON LIBBY ROAD
SCARBOROUGH, ME 04074


CODE REVIEW SUMMARY



SHEET TITLE:
RHC CAD FILE: 4290.00 - GSA DHS-ARCH_R19.rvt


PROJECT No: 4290.00 GRAPHIC SCALE: 0' 1" 1"

SCALE: 1/4" = 1'-0" 1" 1"


PROJECT MANAGER: 0100, 0x7x0 SHEET No: G1003
DRAWN BY: [Redacted]
CHECKED BY: [Redacted]



0		75% CONSTRUCTION DOCUMENTS		17 DEC 2019	
REV.	DESCRIPTION			DATE	
		NOT FOR CONSTRUCTION			
WBRC  ARCHITECTS • ENGINEERS <small>WWW.WBRCAE.COM BANGOR, MAINE 207-947-4511 PORTLAND, MAINE 207-829-4511 SARASOTA, FLORIDA 941-556-8757</small>					
40A MANSON LIBBY ROAD GSA FITOUT <small>40 MANSON LIBBY ROAD SCARBOROUGH, ME 04074</small>					
STRUCTURAL GENERAL NOTES AND SPECIAL INSPECTIONS					
SHEET TITLE:					
WBRC CAD FILE: 4290.00 - GSA DHS-ARCH_R19.rvt					
PROJECT No.	4290.00		GRAPHIC SCALE:	1" = 1'	
SCALE:	12" = 1'-0"				
PROJECT MANAGER:	BRYAN WATKINS	SHEET No.	S001		
DRAWN BY:					
CHECKED BY:					



REV.	DESCRIPTION	DATE
0	75% CONSTRUCTION DOCUMENTS	17 DEC 2019



WBRC
ARCHITECTS • ENGINEERS

WWW.WBRC.AE.COM
BANGOR, MAINE 207-947-4511
PORTLAND, MAINE 207-828-4511
SARASOTA, FLORIDA 941-556-8757


40A MANSON LIBBY ROAD GSA FITOUT
40A MANSON LIBBY ROAD
SCARBOROUGH, ME 04074

PROJECT: **FOUNDATION AND SLAB PLAN**

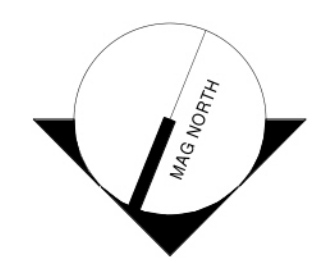
SHEET TITLE:
WBRC CAD FILE: 4290.00 - GSA DHS-ARCH_R19.rvt
PROJECT No: 4290.00 GRAPHIC SCALE: 0' 1" 1"

SCALE: As indicated
PROJECT MANAGER: [Redacted] SHEET No: **S101**
DRAWN BY:
CHECKED BY:

A1 FOUNDATION PLAN
1/4" = 1'-0" AD201



REV.	DESCRIPTION	DATE
0	75% CONSTRUCTION DOCUMENTS	17 DEC 2019



PROJECT NORTH

NOT FOR CONSTRUCTION

WBRC
ARCHITECTS • ENGINEERS

WWW.WBRC.AE.COM
BANGOR, MAINE 207-947-4511
PORTLAND, MAINE 207-828-4511
SARASOTA, FLORIDA 941-556-8757

40A MANSON LIBBY ROAD GSA FITOUT
40A MANSON LIBBY ROAD
SCARBOROUGH, ME 04074

PROJECT

ROOF FRAMING PLAN

SHEET TITLE

WBRC CAD FILE: 4290.00 - GSA DHS-ARCH_R19.rvt

PROJECT No. 4290.00 GRAPHIC SCALE: 0'

SCALE: As indicated 1"




PROJECT MANAGER: [Redacted] SHEET No.


DRAWN BY: [Redacted] S102

CHECKED BY: [Redacted]

A1 ROOF FRAMING PLAN
1/4" = 1'-0" AD201



0	75% CONSTRUCTION DOCUMENTS	17 DEC 2019
REV.	DESCRIPTION	DATE
NOT FOR CONSTRUCTION		
 WBRC ARCHITECTS • ENGINEERS <small>WWW.WBRC.AE.COM BANGOR, MAINE 207-947-4511 PORTLAND, MAINE 207-828-4511 SARASOTA, FLORIDA 941-556-8757</small>		
40A MANSON LIBBY ROAD GSA FITOUT <small>40A MANSON LIBBY ROAD SCARBOROUGH, ME 04074</small>		
PROJECT TITLE:		
WBRC CAD FILE: 4290.00 - GSA DHS-ARCH_R19.rvt		
PROJECT No.	4290.00	GRAPHIC SCALE: 1" = 1'-0"
SCALE:	As indicated	
PROJECT MANAGER:		SHEET No.
DRAWN BY:		S300
CHECKED BY:		



REV.	DESCRIPTION	DATE
0	75% CONSTRUCTION DOCUMENTS	17 DEC 2019

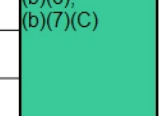
NOT FOR
CONSTRUCTION

WBRC 
ARCHITECTS • ENGINEERS
WWW.WBRC.AE.COM
BANGOR, MAINE 207-947-4511
PORTLAND, MAINE 207-828-4511
SAKASOTA, FLORIDA 904-556-8757

**40A MANSON LIBBY
ROAD GSA FITOUT**
40A MANSON LIBBY ROAD
SCARBOROUGH, ME 04074

PROJECT: **MASONRY SECTIONS AND
DETAILS**

SHEET TITLE:
WBRC CAD FILE: 4290.00 - GSA DHS-ARCH_R19.rvt
PROJECT No: 4290.00 GRAPHIC SCALE: 1" = 1'-0"
SCALE: As indicated

PROJECT MANAGER:  SHEET No: **S400**
DRAWN BY:
CHECKED BY:

19

20

O

P

Q

R

S

T

U

V

W

X

Y

Z

AA

AB

O

P

Q

R

S

T

U

V

W

X

Y

Z

AA

AB

AC

AD

AE

AF

AG

AH

AI

REV.	DESCRIPTION	DATE
0	75% CONSTRUCTION DOCUMENTS	17 DEC 2019

NOT FOR
CONSTRUCTION

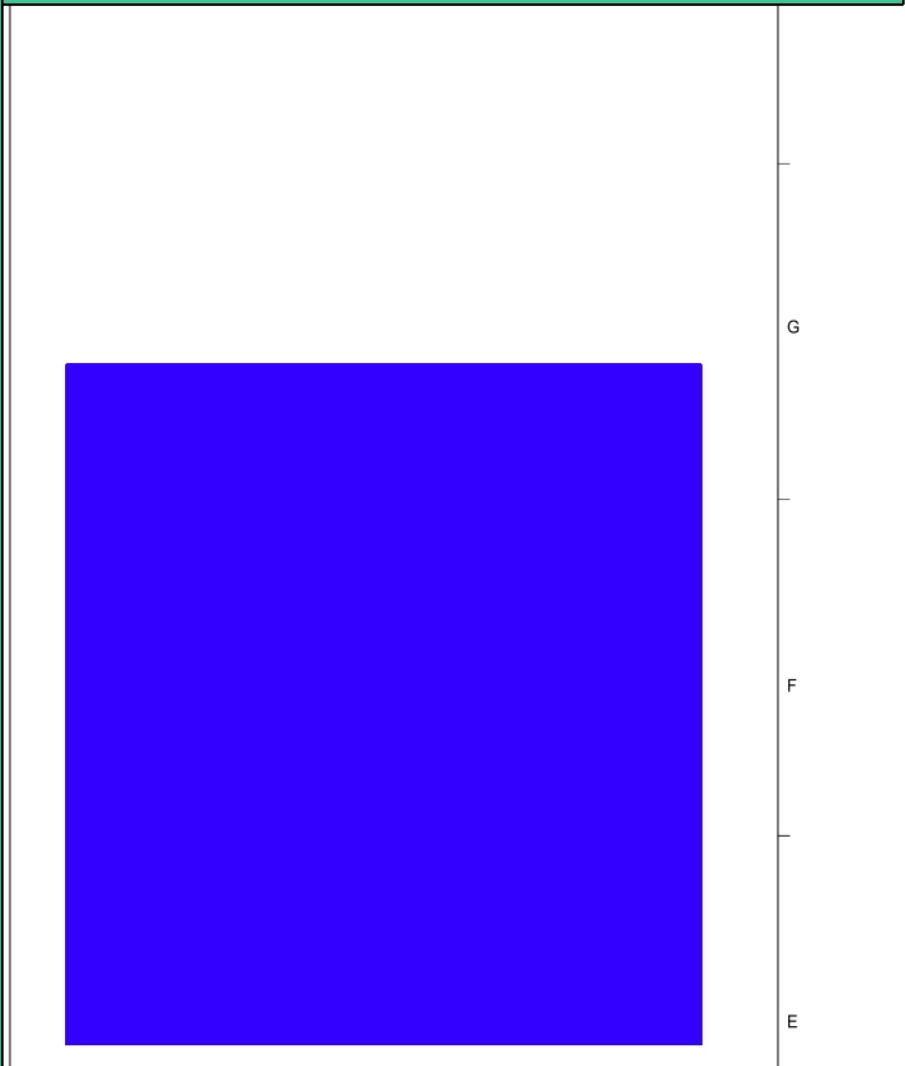


WBRC ARCHITECTS • ENGINEERS
 WWW.WBRC.AE.COM
 BANGOR, MAINE 207-947-4511
 PORTLAND, MAINE 207-829-4511
 SARASOTA, FLORIDA 941-556-8757

40A MANSON LIBBY ROAD GSA FITOUT
 40A MANSON LIBBY ROAD
 SCARBOROUGH, ME 04074

MASONRY WALL ELEVATIONS

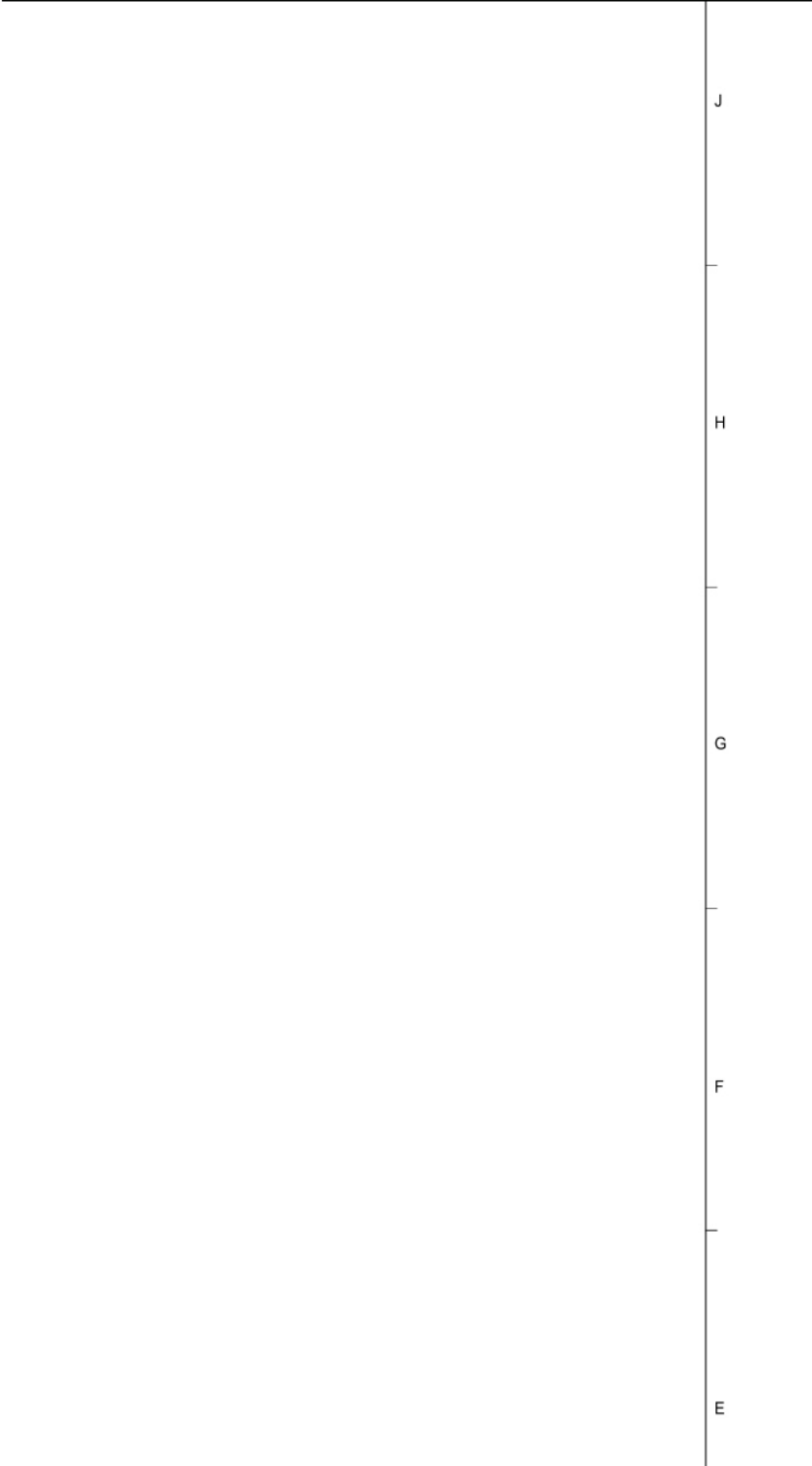

SHEET TITLE:
 WBRC CAD FILE: 4290.00 - GSA DHS-ARCH_R19.rvt
 PROJECT No. 4290.00 GRAPHIC SCALE: 1" = 1'-0"
 SCALE: As indicated
 PROJECT MANAGER: [Redacted] SHEET No. S402

DRAWN BY:
 CHECKED BY:



0	75% CONSTRUCTION DOCUMENTS	17 DEC 2019
REV.	DESCRIPTION	DATE
		
<p>WBRC ARCHITECTS • ENGINEERS</p> <p>WWW.WBRC.AE.COM BANGOR, MAINE 207-947-4511 PORTLAND, MAINE 207-824-4511 SARASOTA, FLORIDA 941-556-9757</p>		
<p>40A MANSON LIBBY ROAD GSA FITOUT 40A MANSON LIBBY ROAD SCARBOROUGH, ME 04074</p>		
<p>FIRST FLOOR REMOVAL PLAN</p>		
<p>SHEET TITLE: WBRC CAD FILE: 4290.00 - GSA DHS-ARCH_R19.rvt</p>		
PROJECT No:	4290.00	GRAPHIC SCALE: 1" = 0'
SCALE:	As indicated	
PROJECT MANAGER:	WBRC	SHEET No:
DRAWN BY:		AD101
CHECKED BY:		

1
2
3
4
5
6
7
8
9
10
11
12
13
14
15
16
17
18
19
20
 G
F
E
D
C
B
A
 1
2
3
4
5
6
7
8
9
10
11
12
13
14
15
16
17
18
19
20



REV.	DESCRIPTION	DATE
0	75% CONSTRUCTION DOCUMENTS	17 DEC 2019

NOT FOR CONSTRUCTION

WBRC
 ARCHITECTS • ENGINEERS
WWW.WBRC.AE.COM
BANGOR, MAINE 207-947-4511
PORTLAND, MAINE 207-824-4511
SARASOTA, FLORIDA 941-556-9757

40A MANSON LIBBY ROAD GSA FITOUT
40A MANSON LIBBY ROAD
SCARBOROUGH, ME 04074




EXTERIOR ELEVATION REMOVALS

WBRC CAD FILE: 4290.00 - GSA DHS-ARCH_R19.rvt
PROJECT No. 4290.00 GRAPHIC SCALE: 1" = 1'-0"
DATE: As indicated
PROJECT MANAGER: BWS (BWS)

DRAWN BY: BWS (BWS)

CHECKED BY: BWS (BWS)

AD201



KEY PLAN

REV.	DESCRIPTION	DATE
0	75% CONSTRUCTION DOCUMENTS	17 DEC 2019

PROJECT NORTH

NOT FOR CONSTRUCTION

WBRC
ARCHITECTS • ENGINEERS

WWW.WBRC.AE.COM
BANGOR, MAINE 207-947-4511
PORTLAND, MAINE 207-824-4511
SAKASOTA, FLORIDA 904-556-9757

40A MANSON LIBBY ROAD GSA FITOUT
40A MANSON LIBBY ROAD
SCARBOROUGH, ME 04074

PROJECT: **FIRST FLOOR NEW WORK PLAN**

SHEET TITLE:

WBRC CAD FILE: 4290.00 - GSA DHS-ARCH_R19.rvt

PROJECT No: 4290.00 GRAPHIC SCALE: 0' 1" A

SCALE: As indicated

PROJECT MANAGER: **WBRC** SHEET No: **AE101**

DRAWN BY: **WBRC**


CHECKED BY:

19 20


0101 (B)(7)(C)

0101 (B)(7)(C)

0	75% CONSTRUCTION DOCUMENTS	17 DEC 2019
REV.	DESCRIPTION	DATE



0	75% CONSTRUCTION DOCUMENTS	17 DEC 2019
REV.	DESCRIPTION	DATE



WBRC
ARCHITECTS • ENGINEERS

WWW.WBRC.AE.COM
BANGOR, MAINE 207-947-4511
PORTLAND, MAINE 207-824-4511
SAKASOTA, FLORIDA 904-564-9757

40A MANSON LIBBY ROAD GSA FITOUT
40A MANSON LIBBY ROAD
SCARBOROUGH, ME 04074

PROJECT: **ROOF PLAN**

SHEET TITLE:	
WBRC CAD FILE: 4290.00 - GSA DHS-ARCH_R19.rvt	GRAPHIC SCALE: 1" = 1'
PROJECT No: 4290.00	SCALE: As indicated
PROJECT MANAGER: 0101 (B)(7)(C)	SHEET No: AE102
DRAWN BY:	CHECKED BY:

0

P

0

N

M

L

K

J

H

G

F

E

D

C

B

A

0

P

0

N

M

L

K

J

H

G

F

E


D

C

B

A

REV.	DESCRIPTION	DATE
0	75% CONSTRUCTION DOCUMENTS	17 DEC 2019




WBRC
ARCHITECTS • ENGINEERS

WWW.WBRC.AE.COM
BANGOR, MAINE 207-947-4511
PORTLAND, MAINE 207-824-4511
SARASOTA, FLORIDA 941-556-9757

40A MANSON LIBBY ROAD GSA FITOUT
40A MANSON LIBBY ROAD
SCARBOROUGH, ME 04074

FIRST FLOOR REFLECTED CEILING PLAN

SHEET TITLE:	
WBRC CAD FILE: 4290.00 - GSA DHS-ARCH_R19.rvt	GRAPHIC SCALE: 1" = 1'
PROJECT No: 4290.00	SCALE: As indicated
PROJECT MANAGER: DWB (DW/JAC)	SHEET No: AE110
DRAWN BY:	CHECKED BY:



REV.	DESCRIPTION	DATE
0	75% CONSTRUCTION DOCUMENTS	17 DEC 2019

NOT FOR
CONSTRUCTION

WBRC
ARCHITECTS • ENGINEERS

WWW.WBRC.AE.COM
BANGOR, MAINE 207-947-4511
PORTLAND, MAINE 207-824-4511
SARASOTA, FLORIDA 941-556-9757

**40A MANSON LIBBY
ROAD GSA FITOUT**

PROJECT: 40A MANSON LIBBY ROAD
SCARBOROUGH, ME 04074


EXTERIOR ELEVATIONS

SHEET TITLE:
WBRC CAD FILE: 4290.00 - GSA DHS-ARCH_R19.rvt

PROJECT No: 4290.00 GRAPHIC SCALE: 0' 1" 1"

SCALE: 1/4" = 1'-0" PROJECT MANAGER: WBRC (BVP/DC) SHEET No: AE201

DRAWN BY: CHECKED BY:



REV.	DESCRIPTION	DATE
0	75% CONSTRUCTION DOCUMENTS	17 DEC 2019



NOT FOR
CONSTRUCTION

WBRC ARCHITECTS • ENGINEERS
WWW.WBRC.AE.COM
 BANGOR, MAINE 207-947-4511
 PORTLAND, MAINE 207-824-4511
 SARASOTA, FLORIDA 941-556-9757

40A MANSON LIBBY ROAD GSA FITOUT
 40A MANSON LIBBY ROAD
 SCARBOROUGH, ME 04074

PROJECT: **INTERIOR ELEVATIONS**

SHEET TITLE:
 WBRC CAD FILE: 4290.00 - GSA DHS-ARCH_R19.rvt
 PROJECT No: 4290.00 GRAPHIC SCALE: 0' 1" A
 SCALE: 1/4" = 1'-0"
 PROJECT MANAGER: **BNW, BN7(KC)** SHEET No: **AE202**
 DRAWN BY:
 CHECKED BY:



0	75% CONSTRUCTION DOCUMENTS	17 DEC 2019
REV.	DESCRIPTION	DATE


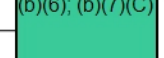



NOT FOR
CONSTRUCTION

WBRC 
ARCHITECTS • ENGINEERS
WWW.WBRC.AE.COM
BANGOR, MAINE 207-947-4511
PORTLAND, MAINE 207-824-4511
SAKASOTA, FLORIDA 904-556-8757

**40A MANSON LIBBY
ROAD GSA FITOUT**
40A MANSON LIBBY ROAD
SCARBOROUGH, ME 04074

PROJECT:
INTERIOR ELEVATIONS


SHEET TITLE:
WBRC CAD FILE: 4290.00 - GSA DHS-ARCH_R19.rvt
PROJECT No: 4290.00 GRAPHIC SCALE: 0' 1" 1"

SCALE: 1/4" = 1'-0" 
PROJECT MANAGER:  SHEET No: 
DRAWN BY:  AE203
CHECKED BY: 

Q
P
O
N
M
L
K
J
H
G
F
E

19 20
Q
P
O
N
M
L
K
J
H
G
F
E
D
C
B
A

REV.	DESCRIPTION	DATE
0	75% CONSTRUCTION DOCUMENTS	17 DEC 2019



WBRC
ARCHITECTS • ENGINEERS
WWW.WBRC.AE.COM
BANGOR, MAINE 207-947-4511
PORTLAND, MAINE 207-824-4511
SARASOTA, FLORIDA 941-556-9757

40A MANSON LIBBY ROAD GSA FITOUT
40A MANSON LIBBY ROAD
SCARBOROUGH, ME 04074

PROJECT: **DETAILS**

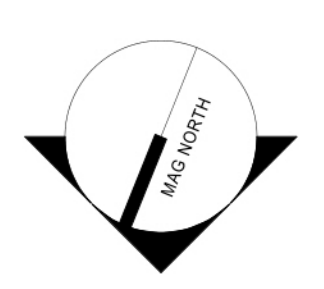

SHEET TITLE:

WBRC CAD FILE: 4290.00 - GSA DHS-ARCH_R19.rvt
PROJECT No: 4290.00 GRAPHIC SCALE: 0' 1" 1"

SCALE: As indicated

PROJECT MANAGER: [Redacted] SHEET No: AE501
DRAWN BY:
CHECKED BY:



0	75% CONSTRUCTION DOCUMENTS	17 DEC 2019
REV.	DESCRIPTION	DATE
 PROJECT NORTH		
 NOT FOR CONSTRUCTION		
WBRC ARCHITECTS • ENGINEERS <small>WWW.WBRC.AE.COM BANGOR, MAINE 207-947-4511 PORTLAND, MAINE 207-824-4511 SAKASOTA, FLORIDA 904-556-8757</small>		
40A MANSON LIBBY ROAD GSA FITOUT <small>40A MANSON LIBBY ROAD SCARBOROUGH, ME 04074</small>		
PARTITION TYPES & DETAILS		
SHEET TITLE:		
WBRC CAD FILE: 4290.00 - GSA DHS-ARCH_R19.rvt		
PROJECT No:	4290.00	GRAPHIC SCALE: 0"
DATE:	3" = 1'-0"	1"
PROJECT MANAGER:	BOB BOYKCI	SHEET No:
DRAWN BY:		AE601
CHECKED BY:		

05/05/2025 09:07:03

05/05/2025 09:07:03

NOT FOR
CONSTRUCTION

WBRC
ARCHITECTS • ENGINEERS

WWW.WBRC.AE.COM
BANGOR, MAINE 207-947-4511
PORTLAND, MAINE 207-824-4511
SARASOTA, FLORIDA 941-556-9757

**40A MANSON LIBBY
ROAD GSA FITOUT**
40A MANSON LIBBY ROAD
SCARBOROUGH, ME 04074

PROJECT: **DOOR & WINDOW SCHEDULE
& DETAILS**

SHEET TITLE:

WBRC CAD FILE: 4290.00 - GSA DHS-ARCH_R19.rvt

PROJECT No: 4290.00 GRAPHIC SCALE: 1" = 1'-0"


SCALE: As indicated

PROJECT MANAGER: [Redacted] SHEET No: AE602


DRAWN BY: [Redacted] CHECKED BY: [Redacted]

19 20

0005, 0017(E)



REV.	DESCRIPTION	DATE
0	75% CONSTRUCTION DOCUMENTS	17 DEC 2019



NOT FOR CONSTRUCTION

WBRC ARCHITECTS • ENGINEERS

WWW.WBRCAE.COM
 BANGOR, MAINE 207-947-4511
 PORTLAND, MAINE 207-823-4511
 SAKASOTA, FLORIDA 904-556-8757

40A MANSON LIBBY ROAD GSA FITOUT

PROJECT
 40A MANSON LIBBY ROAD
 SCARBOROUGH, ME 04074

FINISH SCHEDULE & DETAILS

SHEET TITLE

WBRC CAD FILE: 4290.00 - GSA DHS-ARCH_R19.rvt
 PROJECT No. 4290.00 GRAPHIC SCALE: 1" = 1'

SCALE: As indicated

PROJECT MANAGER: 0005, 0017(E) SHEET No. AE701

DRAWN BY:
 CHECKED BY:

19

20



0	75% CONSTRUCTION DOCUMENTS	17 DEC 2019
REV.	DESCRIPTION	DATE

PROJECT NORTH

**NOT FOR
CONSTRUCTION**

WBRC
ARCHITECTS • ENGINEERS

WWW.WBRC.AE.COM
BANGOR, MAINE 207-947-4511
PORTLAND, MAINE 207-824-4511
SARASOTA, FLORIDA 941-556-9757

**40A MANSON LIBBY
ROAD GSA FITOUT**

40A MANSON LIBBY ROAD
SCARBOROUGH, ME 04074

**FURNITURE & EQUIPMENT
PLAN**

SHEET TITLE:

WBRC CAD FILE: 4290.00 - GSA DHS-ARCH_R19.rvt

PROJECT No. 4290.00 GRAPHIC SCALE: 0' 1"

SCALE: 1/4" = 1'-0"

PROJECT MANAGER: **DBS** / **DB(XC)** SHEET No. **AE702**


DRAWN BY:

CHECKED BY:


010) (0)X(0)

Q
P
O
N
M
L
K
J
H
G
F
E
D

010) (0)X(0)



REV.	DESCRIPTION	DATE
0	75% CONSTRUCTION DOCUMENTS	17 DEC 2019



**NOT FOR
CONSTRUCTION**

WBRC ARCHITECTS • ENGINEERS
WWW.WBRCAE.COM
 BANGOR, MAINE 207-947-4511
 PORTLAND, MAINE 207-828-4511
 SARASOTA, FLORIDA 941-556-8757

**40A MANSON LIBBY ROAD
GSA FITOUT**
40 MANSON LIBBY ROAD
SCARBOROUGH, ME 04074

**FIRST FLOOR FIRE
PROTECTION PLAN**

SHEET TITLE:	
WBRC CAD FILE:	4290.10
PROJECT No:	4290.10
SCALE:	As indicated
PROJECT MANAGER:	(010) (0)X(0)
DRAWN BY:	(010) (0)X(0)
CHECKED BY:	(010) (0)X(0)
GRAPHIC SCALE:	1" = 1'-0"
SHEET No:	FX101